

Please check the examination details below before entering your candidate information

Candidate surname

Other names

Centre Number

Candidate Number

--	--	--	--	--

--	--	--	--

## Pearson Edexcel Level 3 GCE

Time 1 hour 15 minutes

Paper  
reference

**9EN0/02**

### English Language

Advanced

**PAPER 2: Child Language**

**You must have:**

Source Booklet (enclosed)

Total Marks

### Instructions

- Use **black** ink or ball-point pen.
- **Fill in the boxes** at the top of this page with your name, centre number and candidate number.
- Answer the question in the space provided  
– *there may be more space than you need.*

### Information

- The total mark for this paper is 45.
- There is only one question.
- The mark for the question is shown in the brackets  
– *use this as a guide as to how much time to spend on the question.*

### Advice

- Read the question carefully before you start to answer it.
- Check your answer if you have time at the end.

Turn over ►

P68782RA

©2022 Pearson Education Ltd.

1/1/1/1/



P 6 8 7 8 2 R A 0 1 1 6



Pearson

**Read Texts A–D, on pages 4 to 7 in the source booklet,  
before answering Question 1 in the space provided.**

- 1** Analyse how the developments in Emily’s literacy allow her to communicate using written language.

*In your response you should consider any relevant language frameworks, levels and theories as appropriate.*

(45)

Area with horizontal dotted lines for writing the response.

DO NOT WRITE IN THIS AREA

DO NOT WRITE IN THIS AREA

DO NOT WRITE IN THIS AREA



DO NOT WRITE IN THIS AREA

DO NOT WRITE IN THIS AREA

DO NOT WRITE IN THIS AREA

Large writing area with horizontal dotted lines.



P 6 8 7 8 2 R A 0 3 1 6

DO NOT WRITE IN THIS AREA

DO NOT WRITE IN THIS AREA

DO NOT WRITE IN THIS AREA

Handwriting practice area with 20 horizontal dotted lines.



DO NOT WRITE IN THIS AREA

DO NOT WRITE IN THIS AREA

DO NOT WRITE IN THIS AREA

Large writing area with horizontal dotted lines.



P 6 8 7 8 2 R A 0 5 1 6

DO NOT WRITE IN THIS AREA

DO NOT WRITE IN THIS AREA

DO NOT WRITE IN THIS AREA

Handwriting practice area with 20 horizontal dotted lines.



DO NOT WRITE IN THIS AREA

DO NOT WRITE IN THIS AREA

DO NOT WRITE IN THIS AREA

Large writing area with horizontal dotted lines.



DO NOT WRITE IN THIS AREA

DO NOT WRITE IN THIS AREA

DO NOT WRITE IN THIS AREA





DO NOT WRITE IN THIS AREA

DO NOT WRITE IN THIS AREA

DO NOT WRITE IN THIS AREA

Large writing area with horizontal dotted lines.



P 6 8 7 8 2 R A 0 9 1 6

DO NOT WRITE IN THIS AREA

DO NOT WRITE IN THIS AREA

DO NOT WRITE IN THIS AREA

Handwriting practice area with 20 horizontal dotted lines.



DO NOT WRITE IN THIS AREA

DO NOT WRITE IN THIS AREA

DO NOT WRITE IN THIS AREA

Large writing area with horizontal dotted lines.



DO NOT WRITE IN THIS AREA

DO NOT WRITE IN THIS AREA

DO NOT WRITE IN THIS AREA

Handwriting practice area with 20 horizontal dotted lines.



DO NOT WRITE IN THIS AREA

DO NOT WRITE IN THIS AREA

DO NOT WRITE IN THIS AREA

Large writing area with horizontal dotted lines.



DO NOT WRITE IN THIS AREA

DO NOT WRITE IN THIS AREA

DO NOT WRITE IN THIS AREA

**TOTAL FOR PAPER = 45 MARKS**



DO NOT WRITE IN THIS AREA

DO NOT WRITE IN THIS AREA

DO NOT WRITE IN THIS AREA

**BLANK PAGE**



DO NOT WRITE IN THIS AREA

DO NOT WRITE IN THIS AREA

DO NOT WRITE IN THIS AREA

**BLANK PAGE**





# Pearson Edexcel Level 3 GCE

Time 1 hour 15 minutes

Paper  
reference

**9EN0/02**

## English Language

Advanced

**PAPER 2: Child Language**

### Source Booklet

**Do not return this Booklet with the question paper.**

Turn over ►

P68782RA

©2022 Pearson Education Ltd.

1/1/1/1/



P 6 8 7 8 2 R A



Pearson

## CONTENTS

	Page
<b>English Phonemic Reference Sheet</b>	<b>3</b>
<b>Text A</b>	<b>4</b>
<b>Text B</b>	<b>5</b>
<b>Text C</b>	<b>6</b>
<b>Text D</b>	<b>7</b>

## English Phonemic Reference Sheet

### Vowels

kit	dress	trap	lot	strut	foot
ɪ	e	æ	ɒ	ʌ	ʊ
letter	fleece	cart	thought	goose	nurse
ə	i:	a:	ɔ:	u:	ɜ:

Diacritics /:/ = length mark. These vowels may be shorter in some accents and will be transcribed without the length mark /:/ in this case.

### Diphthongs

face	goat	price	mouth	choice	near	square	cure
eɪ	əʊ	aɪ	aʊ	ɔɪ	ɪə	eə	ʊə

### Consonants

<b>pip</b>	<b>bid</b>	<b>tack</b>	<b>door</b>	<b>cake</b>	<b>good</b>
p	b	t	d	k	g
<b>chain</b>	<b>jam</b>	<b>fly</b>	<b>vase</b>	<b>thing</b>	<b>this</b>
tʃ	dʒ	f	v	θ	ð
<b>say</b>	<b>zoo</b>	<b>shoe</b>	treasure	<b>house</b>	<b>mark</b>
s	z	ʃ	ʒ	h	m
<b>not</b>	<b>sing</b>	<b>lot</b>	<b>rose</b>	<b>yet</b>	<b>witch</b>
n	ŋ	l	r	j	w
Glottal stop		Syllabic /l/ bottle		Syllabic /n/ fatten	
ʔ		l̩		n̩	

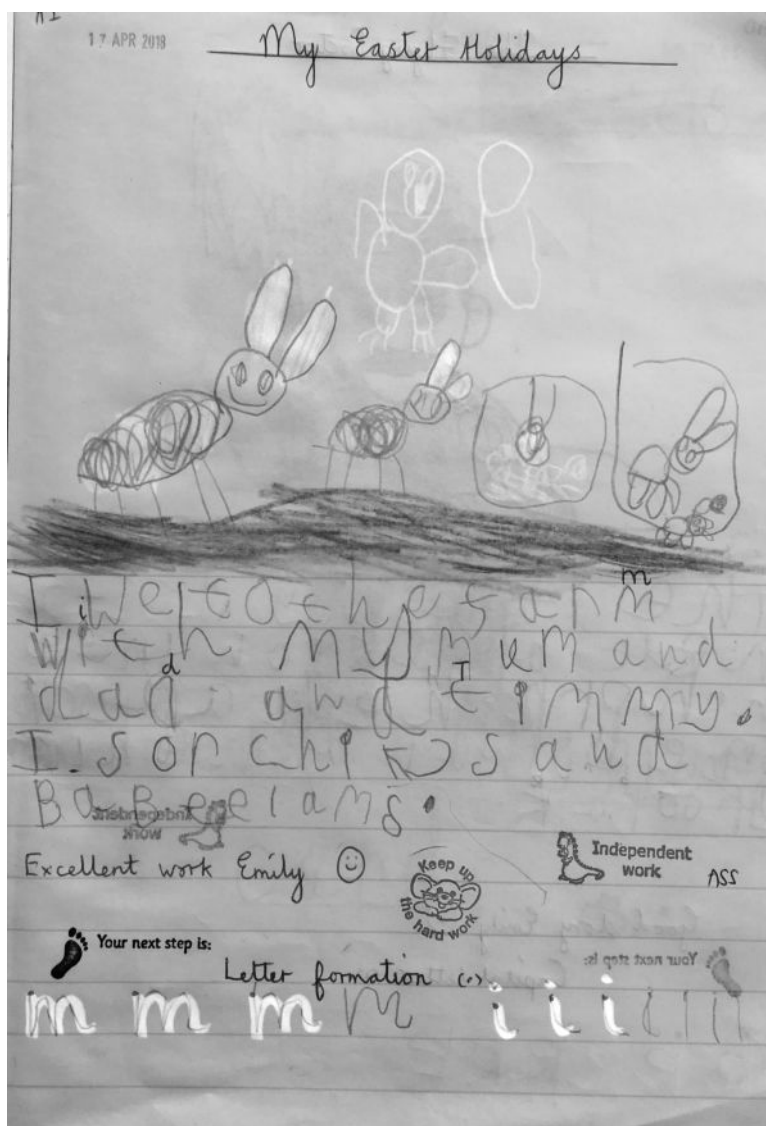
Texts A, B, C and D were produced by Emily at school between the ages of 5 years 2 months and 6 years 1 month.

Typed versions of the children's writing are intended as a guide only. Some aspects of the typed text may have been standardised.

**Refer to the original texts for specific language features.**

### Text A

Emily, aged 5 years 2 months, is recalling her holiday.




### Typed version

I we to the farm  
with my mum and  
dad and Timmy.  
I sor chikcs and  
babee lams.

## Text B

Emily, aged 5 years 4 months, has written a narrative.

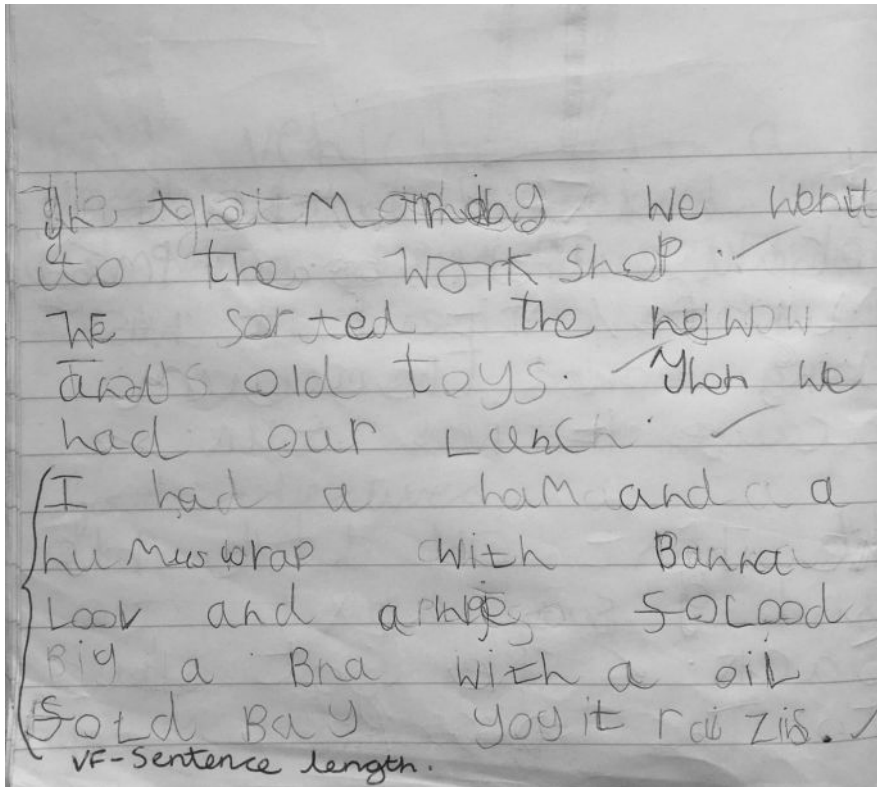


### Typed version

One day there lived a  
pirate. She was  
called Lola.  
She was looking for  
treasure. She found  
treasure and she  
took it back to the  
ship. But a bad  
ship went to sea  
but the old one wind

### Text C

Emily, aged 5 years 9 months, is recalling a school trip.



#### Typed version

In the morning we went to the workshop.

We sorted the new and old toys. Then we had our lunch.

I had a ham and a

humus wrap with banana

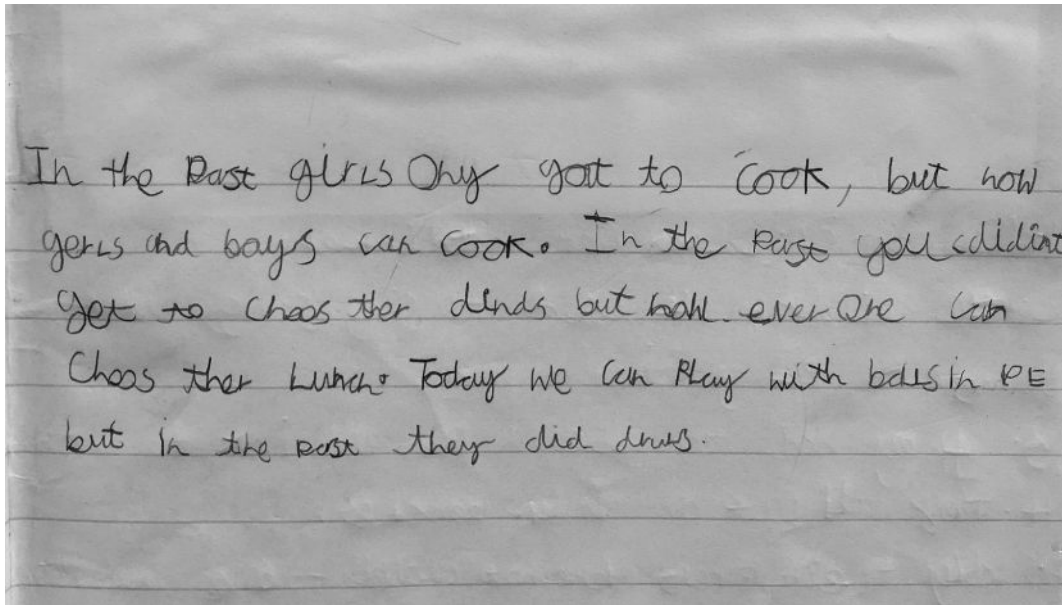
loov and a [indiscipherable] folood

biy a bna with a oil

fold bay yogit raizins.

## Text D

Emily, aged 6 years 1 month, is comparing the past to today.



### Typed version

In the past girls only got to cook, but now  
girls and boys can cook. In the past you didnt  
get to choos ther dinds but now ever one can  
choos ther lunch. Today we can play with balls in PE  
But in the past they did [indecipherable]

**BLANK PAGE**

**Source information**

Texts A–D private source – permission obtained for use