

Please write clearly in block capitals.

Centre number

--	--	--	--	--

Candidate number

--	--	--	--

Surname

Forename(s)

Candidate signature

I declare this is my own work.

AS FURTHER MATHEMATICS

Paper 2 Discrete

Time allowed: 1 hour 30 minutes

Materials

- You must have the AQA Formulae and statistical tables booklet for A-level Mathematics and A-level Further Mathematics.
- You should have a scientific calculator that meets the requirements of the specification.
- You must ensure you have the other optional Question Paper/Answer Book for which you are entered (**either** Mechanics **or** Statistics). You will have 1 hour 30 minutes to complete **both** papers.

Instructions

- Use black ink or black ball-point pen. Pencil should only be used for drawing.
- Fill in the boxes at the top of this page.
- Answer **all** questions.
- You must answer each question in the space provided for that question. If you require extra space for your answer(s), use the lined pages at the end of this book. Write the question number against your answer(s).
- Do **not** write outside the box around each page or on blank pages.
- Show all necessary working; otherwise marks for method may be lost.
- Do all rough work in this book. Cross through any work that you do not want to be marked.

Information

- The marks for questions are shown in brackets.
- The maximum mark for this paper is 40.

Advice

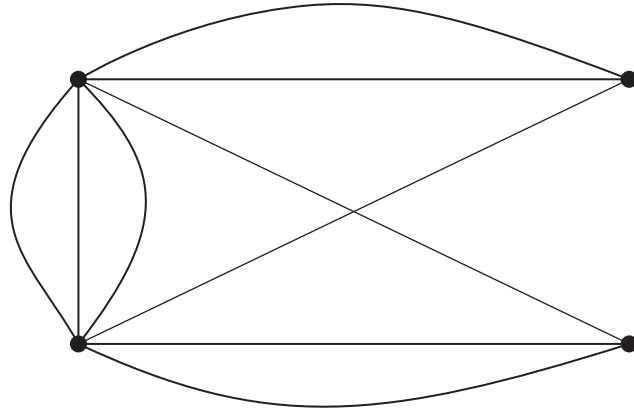
- Unless stated otherwise, you may quote formulae, without proof, from the booklet.
- You do not necessarily need to use all the space provided.

For Examiner's Use	
Question	Mark
1	
2	
3	
4	
5	
6	
7	
8	
TOTAL	



Answer **all** questions in the spaces provided.

- 1** The connected graph G is shown below.



The graphs A and B are subgraphs of G

Both A and B have four vertices.

- 1 (a)** The graph A is a tree with x edges.

State the value of x

Circle your answer.

[1 mark]

3

4

5

9

- 1 (b)** The graph B is simple-connected with y edges.

Find the maximum possible value of y

Circle your answer.

[1 mark]

3

4

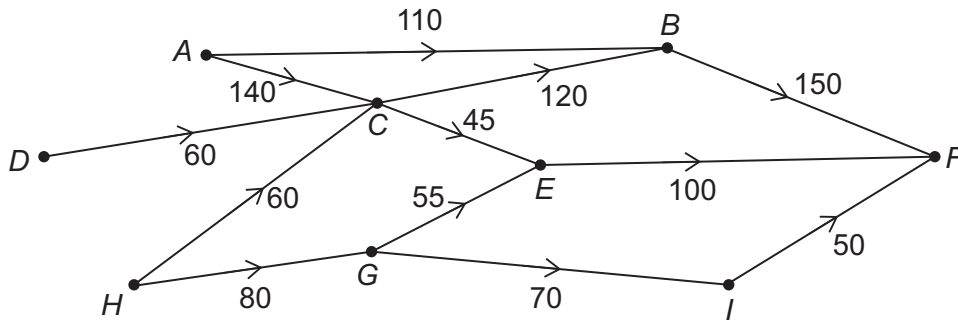
5

9



2 The diagram shows a network of pipes.

Each pipe is labelled with its upper capacity in $\text{m}^3 \text{s}^{-1}$



2 (a) Find the value of the cut $\{A, C, D, G, H\} \{B, E, F, I\}$

[1 mark]

2 (b) Write down a cut with a value of $300 \text{ m}^3 \text{ s}^{-1}$

[1 mark]

2 (c) Using the values from part **(a)** and part **(b)**, state what can be deduced about the maximum flow through the network.

Fully justify your answer.

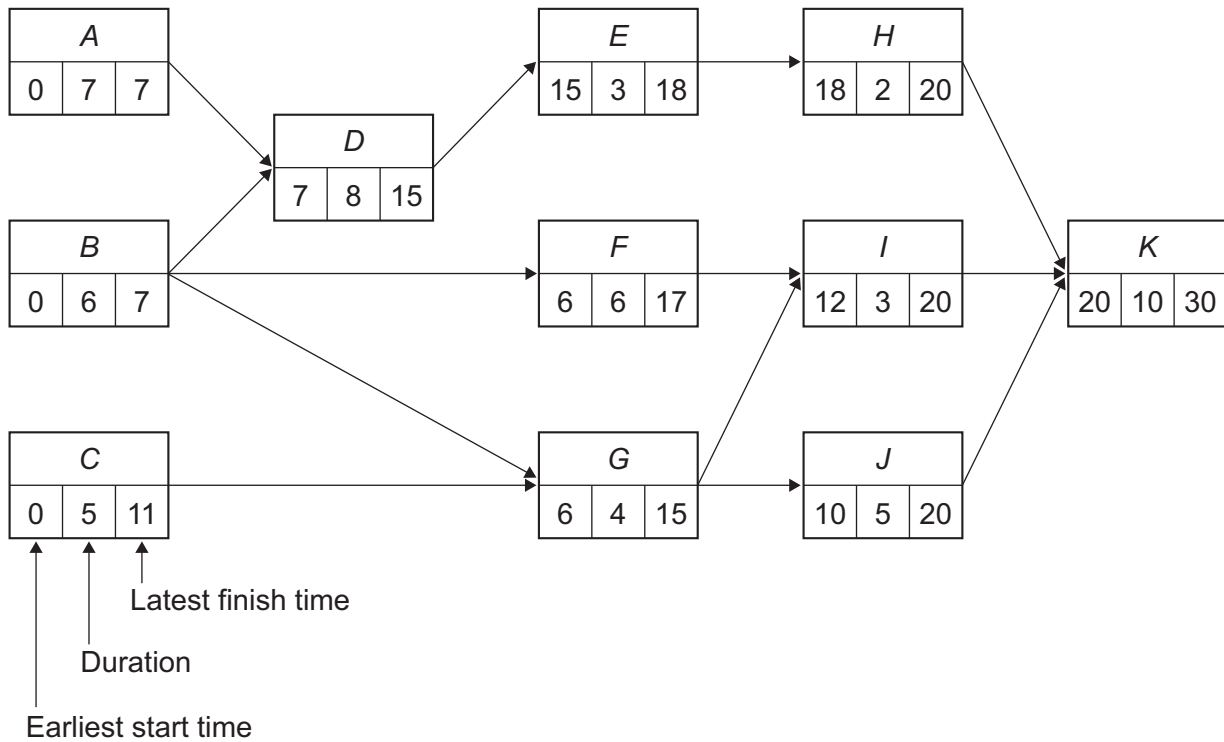
[2 marks]

Turn over ►



3 A project consists of 11 activities A, B, ..., K

A completed activity network for the project is shown in the diagram below.



All times on the activity network are given in days.

3 (a) Write down the critical path.

[1 mark]



3 (b) Due to an issue with the supply of materials, the duration of activity *G* is doubled.

Deduce the effect, if any, that this change will have on the earliest start time and latest finish time for each of the activities *I*, *J* and *K*

[3 marks]

Turn over for the next question

Turn over ►



- 4** Alun, a baker, delivers bread to community shops located in Aber, Bangor, Conwy, and E'bach.

Alun starts and finishes his journey at the bakery, which is located in Deganwy.

The distances, in miles, between the five locations are given in the table below.

	Aber	Bangor	Conwy	Deganwy	E'bach
Aber	–	9.1	10.0	12.3	17.1
Bangor	9.1	–	15.5	17.8	22.7
Conwy	10.0	15.5	–	2.4	7.6
Deganwy	12.3	17.8	2.4	–	8.0
E'bach	17.1	22.7	7.6	8.0	–

The minimum total distance that Alun can travel in order to make all four deliveries, starting and finishing at the bakery in Deganwy is x miles.

- 4 (a)** Using the nearest neighbour algorithm starting from Deganwy, find an upper bound for x

[2 marks]



4 (b) By deleting **Aber**, find a lower bound for x

[3 marks]

Turn over for the next question

Turn over ►



5 (a) A connected planar graph has 9 vertices, 20 edges and f faces.

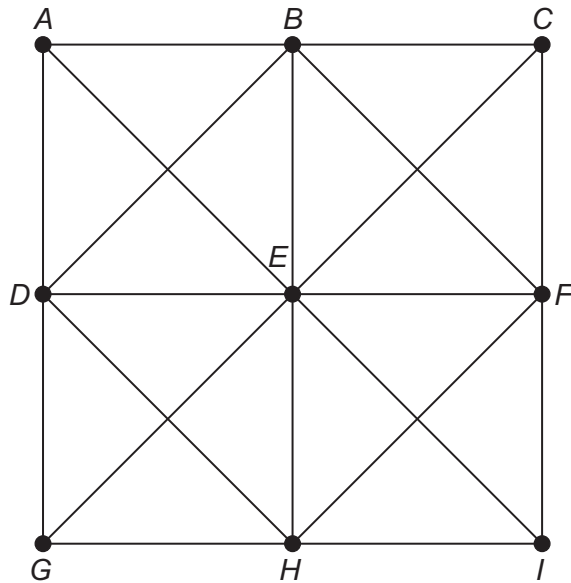
Use Euler's formula for connected planar graphs to find f

[2 marks]



5 (b) The graph J , shown in **Figure 1**, has 9 vertices and 20 edges.

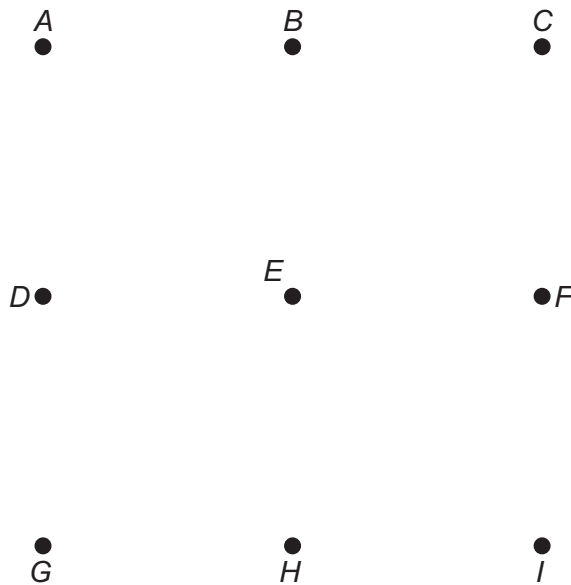
Figure 1



By redrawing the graph J using **Figure 2**, show that J is planar.

[1 mark]

Figure 2



Turn over ►



6 The set S is given by $S = \{\mathbf{A}, \mathbf{B}, \mathbf{C}, \mathbf{D}\}$ where

$$\mathbf{A} = \begin{bmatrix} 1 & 0 \\ 0 & 0 \end{bmatrix} \quad \mathbf{B} = \begin{bmatrix} 1 & 0 \\ 0 & 1 \end{bmatrix} \quad \mathbf{C} = \begin{bmatrix} 0 & 0 \\ 0 & 1 \end{bmatrix} \quad \mathbf{D} = \begin{bmatrix} 0 & 0 \\ 0 & 0 \end{bmatrix}$$

6 (a) Complete the Cayley table for S under matrix multiplication.

[2 marks]

	A	B	C	D
A	A		D	
B		B		
C			C	
D				D

6 (b) Using the Cayley table above, explain why **B** is the identity element of S under matrix multiplication.

[1 mark]



6 (c) Sam states that the Cayley table in part (a) shows that matrix multiplication is commutative.

Comment on the validity of Sam's statement.

[2 marks]

Turn over for the next question

Turn over ►



7 Kez and Lui play a zero-sum game. The game does **not** have a stable solution.

The game is represented by the following pay-off matrix for Kez.

		Lui		
		L₁	L₂	L₃
Kez	K₁	4	1	-2
	K₂	-4	-2	0
	K₃	-2	-1	2

7 (a) State, with a reason, why Kez should never play strategy **K₂**

[1 mark]

7 (b) Kez and Lui play the game 20 times.

Kez plays their optimal mixed strategy.

Find the expected number of times that Kez will play strategy **K₃**

Fully justify your answer.

[6 marks]



Do not write
outside the
box

Turn over ►



8 Alli is planting garlic cloves and leek seedlings in a garden.

The planting density is the number of plants that are planted per m^2

The planting densities and costs are shown in the table below.

	Planting density	Cost
Garlic cloves	16 cloves per m^2	15 pence per clove
Leek seedlings	36 seedlings per m^2	10 pence per seedling

Alli has £15 to spend on garlic cloves and leek seedlings.

Alli needs to plant at least 50 leek seedlings.

Alli needs to plant at least the same number of garlic cloves as leek seedlings.

Alli plants x garlic cloves and y leek seedlings.

8 (a) Explain why the total area, in m^2 , that Alli plants can be written as $\frac{1}{16}x + \frac{1}{36}y$

[1 mark]



8 (b) (i) Alli wants to plant garlic cloves and leek seedlings over the largest possible total area.

Formulate a linear programming problem that models Alli's situation.

[3 marks]

8 (b) (ii) State a limitation of the linear programming problem formed in part **(b)(i)** to model Alli's situation.

[1 mark]

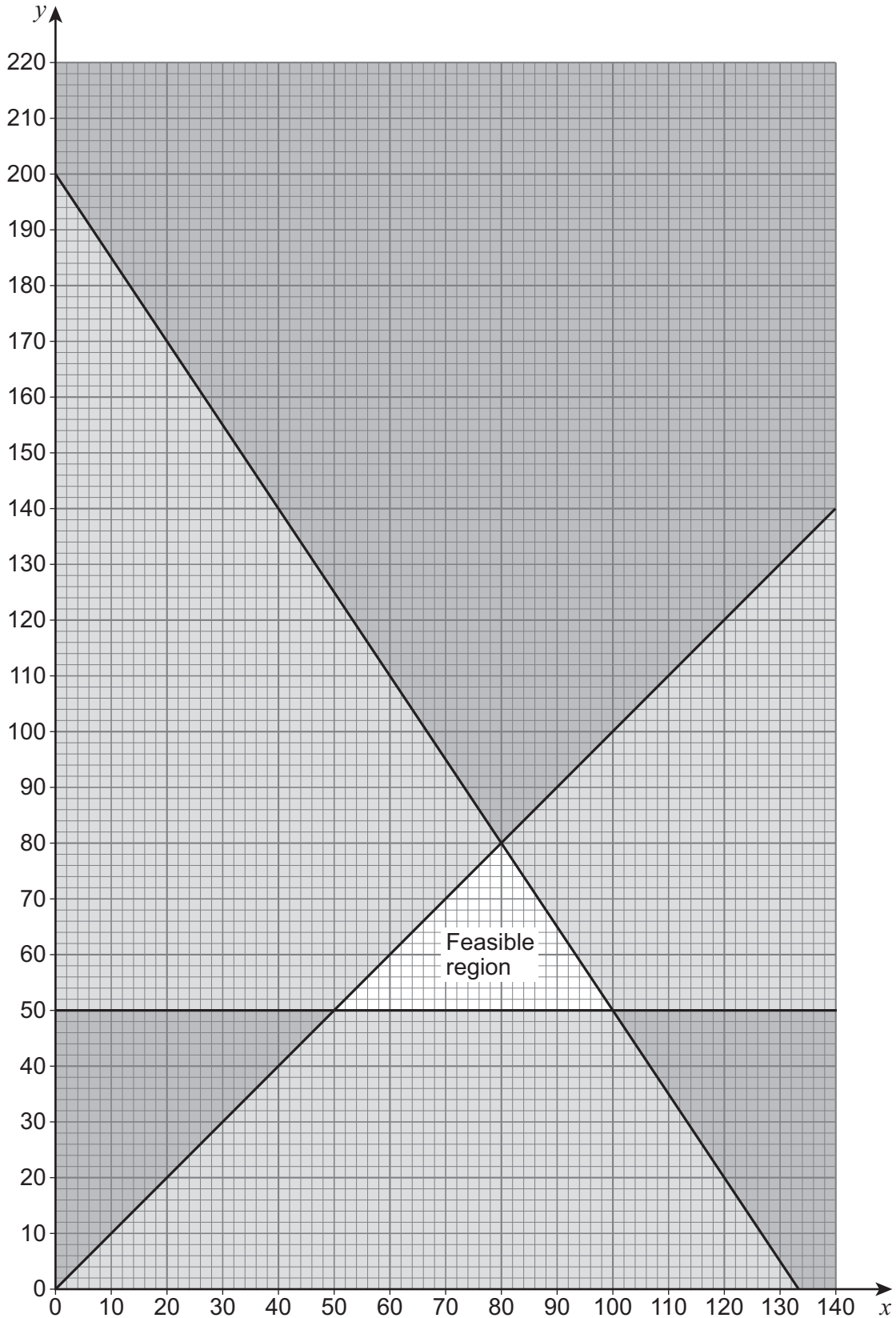
Question 8 continues on the next page

Turn over ►



- 8 (c)** A change is made to one of the constraints of the linear programming problem that models Alli's situation.

A graphical representation of the new linear programming problem is shown below.



8 (c) (i) By identifying which constraint has changed, state how Alli's situation may have changed.

[2 marks]

8 (c) (ii) Using the graph, find the largest possible total area, in m^2 , that Alli plants.

[3 marks]

END OF QUESTIONS



There are no questions printed on this page

*Do not write
outside the
box*

**DO NOT WRITE ON THIS PAGE
ANSWER IN THE SPACES PROVIDED**



Do not write
outside the
box

Question number	Additional page, if required. Write the question numbers in the left-hand margin.
	<p>.....</p> <p>.....</p> <p>.....</p> <p>.....</p> <p>.....</p> <p>.....</p> <p>.....</p> <p>.....</p> <p>.....</p> <p>.....</p> <p>.....</p> <p>.....</p> <p>.....</p> <p>.....</p> <p>.....</p> <p>.....</p> <p>.....</p> <p>.....</p> <p>.....</p> <p>.....</p> <p>.....</p>
	<p>Copyright information</p> <p>For confidentiality purposes, all acknowledgements of third-party copyright material are published in a separate booklet. This booklet is published after each live examination series and is available for free download from www.aqa.org.uk.</p> <p>Permission to reproduce all copyright material has been applied for. In some cases, efforts to contact copyright-holders may have been unsuccessful and AQA will be happy to rectify any omissions of acknowledgements. If you have any queries please contact the Copyright Team.</p> <p>Copyright © 2022 AQA and its licensors. All rights reserved.</p>

