



A-level
CHEMISTRY

7405

Data Booklet

This Data Booklet is provided with AQA A-level Chemistry question papers.

The Periodic Table of the Elements

1	2											3	4	5	6	7	0	
																		(18)
																		4.0 He helium 2
(1)	(2)	Key relative atomic mass symbol name atomic (proton) number										(13)	(14)	(15)	(16)	(17)		
6.9 Li lithium 3	9.0 Be beryllium 4											10.8 B boron 5	12.0 C carbon 6	14.0 N nitrogen 7	16.0 O oxygen 8	19.0 F fluorine 9	20.2 Ne neon 10	
23.0 Na sodium 11	24.3 Mg magnesium 12	(3)	(4)	(5)	(6)	(7)	(8)	(9)	(10)	(11)	(12)	27.0 Al aluminium 13	28.1 Si silicon 14	31.0 P phosphorus 15	32.1 S sulfur 16	35.5 Cl chlorine 17	39.9 Ar argon 18	
39.1 K potassium 19	40.1 Ca calcium 20	45.0 Sc scandium 21	47.9 Ti titanium 22	50.9 V vanadium 23	52.0 Cr chromium 24	54.9 Mn manganese 25	55.8 Fe iron 26	58.9 Co cobalt 27	58.7 Ni nickel 28	63.5 Cu copper 29	65.4 Zn zinc 30	69.7 Ga gallium 31	72.6 Ge germanium 32	74.9 As arsenic 33	79.0 Se selenium 34	79.9 Br bromine 35	83.8 Kr krypton 36	
85.5 Rb rubidium 37	87.6 Sr strontium 38	88.9 Y yttrium 39	91.2 Zr zirconium 40	92.9 Nb niobium 41	96.0 Mo molybdenum 42	[97] Tc technetium 43	101.1 Ru ruthenium 44	102.9 Rh rhodium 45	106.4 Pd palladium 46	107.9 Ag silver 47	112.4 Cd cadmium 48	114.8 In indium 49	118.7 Sn tin 50	121.8 Sb antimony 51	127.6 Te tellurium 52	126.9 I iodine 53	131.3 Xe xenon 54	
132.9 Cs caesium 55	137.3 Ba barium 56	138.9 La * lanthanum 57	178.5 Hf hafnium 72	180.9 Ta tantalum 73	183.8 W tungsten 74	186.2 Re rhenium 75	190.2 Os osmium 76	192.2 Ir iridium 77	195.1 Pt platinum 78	197.0 Au gold 79	200.6 Hg mercury 80	204.4 Tl thallium 81	207.2 Pb lead 82	209.0 Bi bismuth 83	[209] Po polonium 84	[210] At astatine 85	[222] Rn radon 86	
[223] Fr francium 87	[226] Ra radium 88	[227] Ac † actinium 89	[267] Rf rutherfordium 104	[270] Db dubnium 105	[269] Sg seaborgium 106	[270] Bh bohrium 107	[270] Hs hassium 108	[278] Mt meitnerium 109	[281] Ds darmstadtium 110	[281] Rg roentgenium 111	[285] Cn copernicium 112	[286] Nh nihonium 113	[289] Fl flerovium 114	[289] Mc moscovium 115	[293] Lv livermorium 116	[294] Ts tennessine 117	[294] Og oganesson 118	

* 58 – 71 Lanthanides

† 90 – 103 Actinides

140.1 Ce cerium 58	140.9 Pr praseodymium 59	144.2 Nd neodymium 60	[145] Pm promethium 61	150.4 Sm samarium 62	152.0 Eu europium 63	157.3 Gd gadolinium 64	158.9 Tb terbium 65	162.5 Dy dysprosium 66	164.9 Ho holmium 67	167.3 Er erbium 68	168.9 Tm thulium 69	173.0 Yb ytterbium 70	175.0 Lu lutetium 71
232.0 Th thorium 90	231.0 Pa protactinium 91	238.0 U uranium 92	[237] Np neptunium 93	[244] Pu plutonium 94	[243] Am americium 95	[247] Cm curium 96	[247] Bk berkelium 97	[251] Cf californium 98	[252] Es einsteinium 99	[257] Fm fermium 100	[258] Md mendelevium 101	[259] No nobelium 102	[262] Lr lawrencium 103

Data Sheet

Table A

Infrared absorption data

Bond	Wavenumber /cm ⁻¹
N—H (amines)	3300–3500
O—H (alcohols)	3230–3550
C—H	2850–3300
O—H (acids)	2500–3000
C≡N	2220–2260
C=O	1680–1750
C=C	1620–1680
C—O	1000–1300
C—C	750–1100


Table B

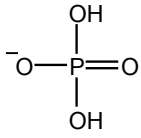
¹H NMR chemical shift data

Type of proton	δ/ppm
ROH	0.5–5.0
RCH ₃	0.7–1.2
RNH ₂	1.0–4.5
R ₂ CH ₂	1.2–1.4
R ₃ CH	1.4–1.6
$\begin{array}{c} \\ \text{R}-\text{C}-\text{C}- \\ \quad \\ \text{O} \quad \text{H} \end{array}$	2.1–2.6
$\begin{array}{c} \text{R}-\text{O}-\text{C}- \\ \\ \text{H} \end{array}$	3.1–3.9
RCH ₂ Cl or Br	3.1–4.2
$\begin{array}{c} \\ \text{R}-\text{C}-\text{O}-\text{C}- \\ \quad \\ \text{O} \quad \text{H} \end{array}$	3.7–4.1
$\begin{array}{c} \text{R} \quad \text{H} \\ \diagdown \quad / \\ \text{C}=\text{C} \\ / \quad \diagdown \end{array}$	4.5–6.0
$\begin{array}{c} \text{O} \\ // \\ \text{R}-\text{C} \\ \\ \text{H} \end{array}$	9.0–10.0
$\begin{array}{c} \text{O} \\ // \\ \text{R}-\text{C} \\ \backslash \\ \text{O}-\text{H} \end{array}$	10.0–12.0

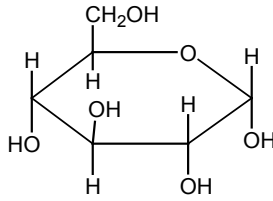
Table C

¹³C NMR chemical shift data

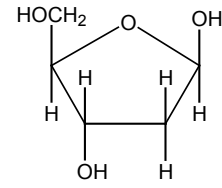
Type of carbon	δ/ppm
$\begin{array}{c} \quad \\ -\text{C}-\text{C}- \\ \quad \end{array}$	5–40
$\begin{array}{c} \\ \text{R}-\text{C}-\text{Cl or Br} \\ \end{array}$	10–70
$\begin{array}{c} \\ \text{R}-\text{C}-\text{C}- \\ \quad \\ \text{O} \quad \end{array}$	20–50
$\begin{array}{c} \quad / \\ \text{R}-\text{C}-\text{N} \\ \quad \backslash \end{array}$	25–60
$\begin{array}{c} \\ -\text{C}-\text{O}- \\ \end{array}$ alcohols, ethers or esters	50–90
$\begin{array}{c} \diagdown \quad / \\ \text{C}=\text{C} \\ \diagup \quad \diagdown \end{array}$	90–150
R—C≡N	110–125
	110–160
$\begin{array}{c} \text{O} \\ // \\ \text{R}-\text{C}- \\ \\ \text{O} \end{array}$ esters or acids	160–185
$\begin{array}{c} \text{O} \\ // \\ \text{R}-\text{C}- \\ \\ \text{O} \end{array}$ aldehydes or ketones	190–220

Phosphate and sugars

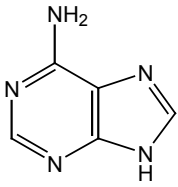
phosphate



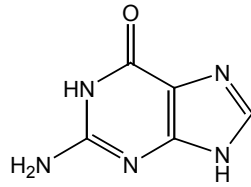
glucose



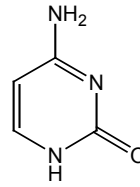
2-deoxyribose

Bases

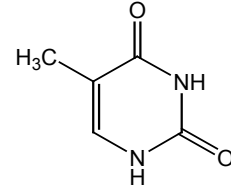
adenine



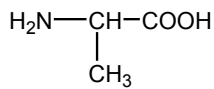
guanine



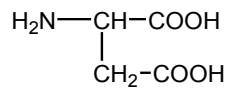
cytosine



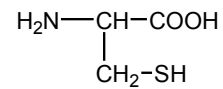
thymine

Amino acids

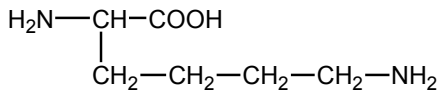
alanine



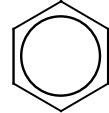
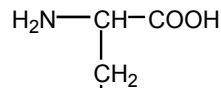
aspartic acid



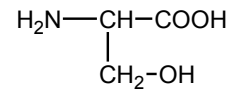
cysteine



lysine



phenylalanine



serine

Haem B