

SAMPLE PAPER 1
Level 2 Functional Skills Mathematics

Duration: 1 hour 20 minutes

Total marks: 45

SECTION 2 - CALCULATOR PERMITTED

VERSION 1.0

Candidate name (first, last)

First

Last

Candidate enrolment number

Date of birth (DDMMYYYY)

Assessment date (DDMMYYYY)

Centre number

Candidate signature and declaration*

- If you have used any additional answer sheets write the number of additional sheets in this box.
- Please ensure that you **staple** additional answer sheets to the **back** of this booklet, clearly labelling them with your full name, enrolment number, centre number and date in BLOCK CAPITALS.
- You must use a black or blue pen. You may use a pencil for charts and diagrams.
- *I declare that I had no prior knowledge of the questions in this assessment and that I will not share information about the questions.**

You should have the following for this assessment

- a pen with black or blue ink.
- a pencil (for diagrams, graphs and charts only)
- an eraser
- a 30cm ruler.

You may use a calculator for Section 2.



You must NOT use a protractor.

General instructions

- Read through each question carefully.
- Show your working out (where required).
- Write all your working out and answers in this booklet.
- Check your calculations and check that your answers make sense.

SECTION 2 - CALCULATOR PERMITTED

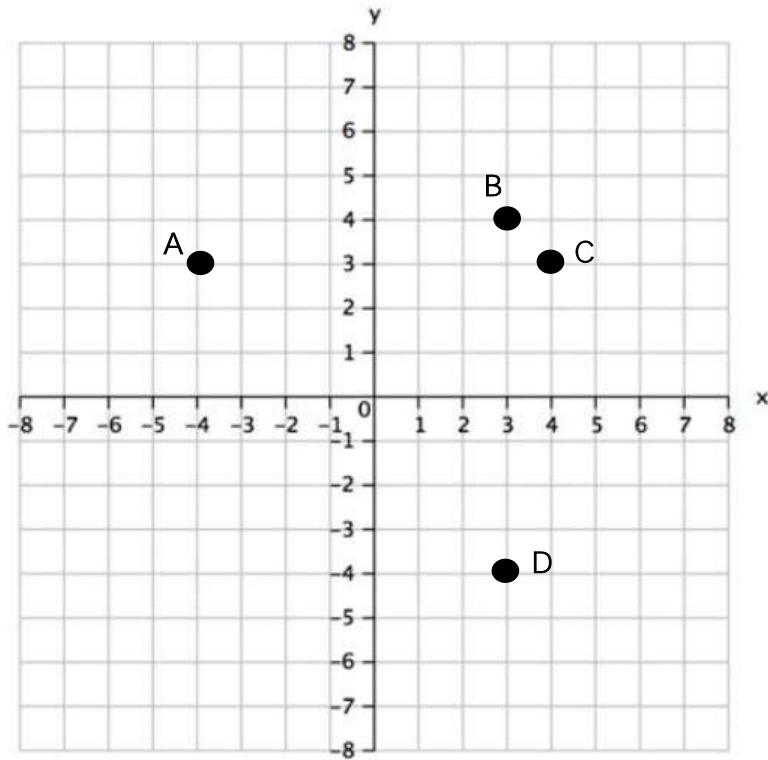
There are **45** marks in this section.

You should check all your work as you go along.

You may use a calculator.



Q1



Which point is at (3,4)?

(tick one box)

- A. Point A ☐
- B. Point B ☐
- C. Point C ☐
- D. Point D ☐

(1 mark)

Q2

1 gallon = 4.546 litres

10 litres in gallons is approximately

(tick one box)

- A. 0.45 gallons ☐
- B. 2.2 gallons ☐
- C. 45.5 gallons ☐
- D. 22 gallons ☐

(1 mark)

Q3

155	125	145	90	125	150	155
90	100	125	178	95	125	180

What is the mode of these numbers?

(1 mark)

Q4

Which one of the following lists is in increasing order?

(tick one box)

- A. 0.1013 0.0827 0.0095 ☐
- B. 0.1013 0.0095 0.0827 ☐
- C. 0.0095 0.1013 0.0827 ☐
- D. 0.0095 0.0827 0.1013 ☐

(1 mark)

Q5

The surface area of a sphere is $4\pi r^2$

A sphere has a radius (r) that measures 3cm

Use $\pi = 3.142$

or $\pi = \frac{22}{7}$

Work out the surface area of the sphere to the nearest cm^2 .

- A. 15cm^2 ☐
- B. 22cm^2 ☐
- C. 113cm^2 ☐
- D. 1421cm^2 ☐

(1 mark)

Q6 A man is going to New York for work. He wants to book a hotel online.

A friend says

‘Remember the booking website will show the price in dollars. It will actually cost **more pounds** than the price shown, because of the exchange rate.’

The man checks the exchange rate because he thinks his friend is wrong. He thinks that the number of pounds will be **less** than the number of dollars shown.

Exchange rate **£1 = \$1.24**

Who is right, the man or his friend?
Explain your answer.

Explanation

(1 mark)

Q7 A newspaper report says that a company made £700,000 profit last year. It says this was 12% more than the year before.

Work out how much profit the company made the year before.

Show all your working

Profit £ _____

(3 marks)

Q8

Income tax

Everyone can earn a certain amount of money without paying tax. This is called a Personal Allowance. They must pay tax on any earnings over this allowance.

Income tax Personal Allowance, 2018/2019	£11 850
--	---------

This formula gives the amount of Income tax a person pays in a year

$$T = 0.2 (y - p)$$

where T = income tax **for the year**

y = money earned per **year**

p = Personal Allowance

A caterer earns £1 375 per **month**.

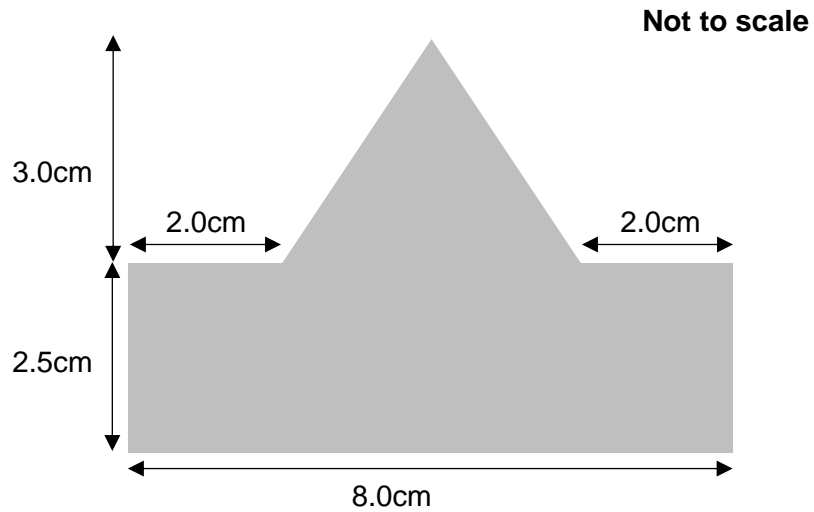
How much income tax will she pay for the **year**?

Show all your working.

£ _____

(4 marks)

Q9 A worker has to set a machine to cut this shape from a piece of metal.



What is the area of the shape?

Show all your working.

_____ cm²

(4 marks)

Q10 A photographer increases the price he charges to print photographs.
He wants to know if this affects his sales.

Last week, before the price increase, the average number of photos ordered was 12.

This week customers ordered:

Photos ordered	Number of customers
1 - 10	26
11 - 20	14
21 - 30	6
31 - 40	4
41 - 50	0
51 - 60	0

Does the price increase seem to have had an effect on the number of prints ordered per customer?
Explain your answer. Include calculations to support your decision.

Decision (yes/no) _____

Explanation and supporting calculations

(4 marks)

Q11 This table shows how much a garage pays its staff.

Pay rates	
Working day	Rate
Monday to Friday	Normal rate
Saturday or Sunday	1¼ x normal rate

Last week, a mechanic worked 7½ hours each day from Monday to Saturday. She did not work on Sunday.

Her normal rate of pay is £10.80 an hour.

Work out her **total** pay for last week.

Show all your working

£ _____

Use approximation to check your answer.

Do your check here

(4 marks)

Q12 A woman applies for a new job that pays £8.50 a week more (after tax).

She will work 5 days a week and drive to work, as she does in her job now.
The new job is 6 miles further from her house.

Her car travels 8.5 miles per litre of petrol
Petrol costs £1.26 per litre

Will the woman be better off with the new job after she takes the petrol into consideration?

Explain your answer. Include calculations to support your decision.

Decision (yes/no) _____

Explanation and supporting calculations

(4 marks)

Q13 Your boss needs you to make some travel arrangements for him.

He will travel to Hull **4 days** every week for the next 6 months (26 weeks).

He needs to arrive at Hull at 8:30am and catch the train home at 5pm each day.

TRAIN TICKET PRICE INFORMATION

TRAINS TO HULL

TICKET TYPE:

DAY RETURN	£8.00
OFF-PEAK* DAY RETURN	£6.20

SEASON TICKETS VALID FOR:

ONE WEEK	£29.60
ONE MONTH	£113.70
ONE YEAR	£1 184.00

(Price for season ticket covers all travel while the ticket is valid)

* **OFF-PEAK** tickets are not valid for travel between 0700 and 0900 or between 1500 and 1900

Which ticket type do you recommend?

Recommendation

Explain your reasons. Include figures or calculations to support your decision.

Explanation and supporting calculations

(5 marks)

Q14 A company has made some changes to the way its employees work.

The manager wants to know if these changes have made any difference to the number of days employees take off work because of illness.

She can't just compare the total days as there are fewer people working in each department after the changes.

She gives you this information about the employees in one department.

Number of days each employee took off sick in the year BEFORE the changes			
14	12	11	8
12	0	15	6
11	3	10	7
0	5	8	10
15	16	14	3

Number of days each employee took off sick in the year AFTER the changes		
12	0	2
11	3	7
14	10	10
3	8	9
8	4	4

Did the changes make any difference to the average number of days that employees took off sick?

Explain your findings to the manager. Show calculations to support your explanation.

Decision (yes/no) _____

Explanation and supporting calculations

(5 marks)

Q15 A café owner wants to know how many cold drinks she is likely to sell next week.


She makes a record of sales of drinks over the last two weeks:

Day	M	T	W	Th	F	S	M	T	W	Th	F	S
Temperature (°C) at midday	17	18	17	19	20	20	19	19	22	23	20	20
Number of cold drinks sold	24	26	25	30	32	28	27	29	35	40	30	34
Number of hot drinks sold	34	36	32	34	27	29	37	39	25	25	28	28

She wants to use this information to see if she can predict the number of **cold** drinks she is likely to sell based on the temperature forecast for a particular day.

Use the graph paper to show clearly the data she has collected in a way that will help her to do this.

Space for working



The weather forecast for next week says it will be 21°C on Monday.

What can you tell the café owner about how many cold drinks the café is likely to sell on Monday?
Show clearly on your graph paper how you found your answer.

Answer

(6 marks)

End of Section 2

Spare graph paper for Question 15

