

Write your name here			
Surname		Other names	
<b>Pearson Edexcel</b> <b>Level 1/Level 2 GCSE (9 - 1)</b>	Centre Number <div style="display: flex; justify-content: space-around; border: 1px solid black; height: 20px;"> <span></span><span></span><span></span><span></span><span></span> </div>	Candidate Number <div style="display: flex; justify-content: space-around; border: 1px solid black; height: 20px;"> <span></span><span></span><span></span><span></span><span></span> </div>	
<h1 style="margin: 0;">Mathematics</h1> <h2 style="margin: 0;">Paper 2 (Calculator)</h2>			
Specimen Papers Set 2 <b>Time: 1 hour 30 minutes</b>		<b>Higher Tier</b> Paper Reference <b>1MA1/2H</b>	
<b>You must have:</b> Ruler graduated in centimetres and millimetres, protractor, pair of compasses, pen, HB pencil, eraser, calculator.			Total Marks

### Instructions

- Use **black** ink or ball-point pen.
- **Fill in the boxes** at the top of this page with your name, centre number and candidate number.
- Answer **all** questions.
- Answer the questions in the spaces provided  
– *there may be more space than you need.*
- **Calculators may be used.**
- If your calculator does not have a  $\pi$  button, take the value of  $\pi$  to be 3.142 unless the question instructs otherwise.
- Diagrams are **NOT** accurately drawn, unless otherwise indicated.
- You must **show all your working out.**



### Information

- The total mark for this paper is 80
- The marks for **each** question are shown in brackets  
– *use this as a guide as to how much time to spend on each question.*

### Advice

- Read each question carefully before you start to answer it.
- Keep an eye on the time.
- Try to answer every question.
- Check your answers if you have time at the end.

Turn over ►

**S50158A**

©2015 Pearson Education Ltd.



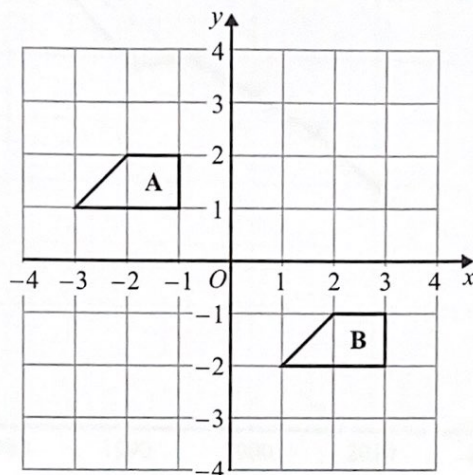
PEARSON

Answer ALL questions.

Write your answers in the spaces provided.

You must write down all the stages in your working.

1



Describe the single transformation that maps shape A onto shape B.

Translation  $\begin{pmatrix} 4 \\ -3 \end{pmatrix}$

(Total for Question 1 is 2 marks)

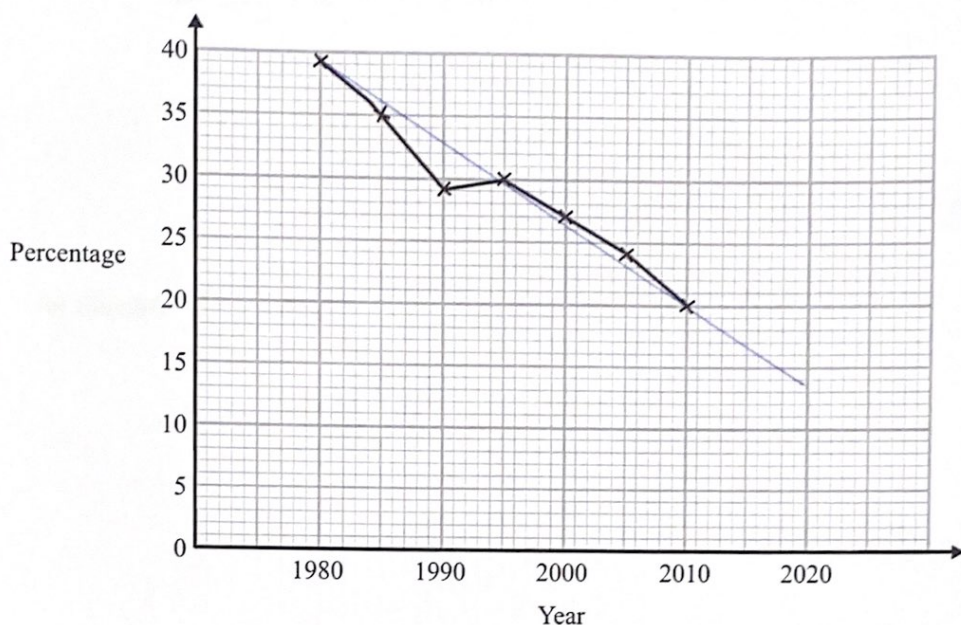
DO NOT WRITE IN THIS AREA

DO NOT WRITE IN THIS AREA

DO NOT WRITE IN THIS AREA



- 2 The time series graph shows information about the percentages of the people in a village that used the village shop for the years between 1980 and 2010



- (a) Describe the trend in the percentage of the people in the village who used the shop for this period.

The percentage of people using the shop decreases.

(1)

- (b) (i) Use the graph to predict the percentage of the people in the village likely to use the shop in the year 2020

14

%

- (ii) Is your prediction reliable?  
Explain your answer.

No, because 2020 is beyond the time period covered by the data.

(3)

(Total for Question 2 is 4 marks)

3 (a) Expand and simplify  $3(y - 2) + 5(2y + 1)$

$$= 3y - 6 + 10y + 5$$

$$= 13y - 1$$

$$13y - 1$$

(2)

(b) Simplify  $5u^2w^4 \times 7uw^3$

$$= 35u^3w^7$$

$$35u^3w^7$$

(2)

(Total for Question 3 is 4 marks)

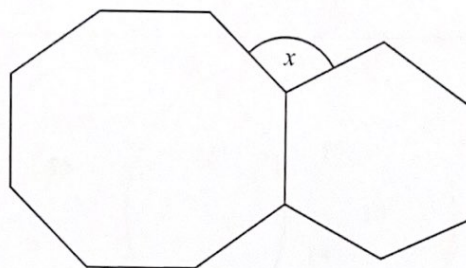
DO NOT WRITE IN THIS AREA

DO NOT WRITE IN THIS AREA

DO NOT WRITE IN THIS AREA



4



The diagram shows a regular octagon and a regular hexagon.

Find the size of the angle marked  $x$   
You must show all your working.

$$\text{exterior angle of a octagon} = 360 \div 8 = 45$$

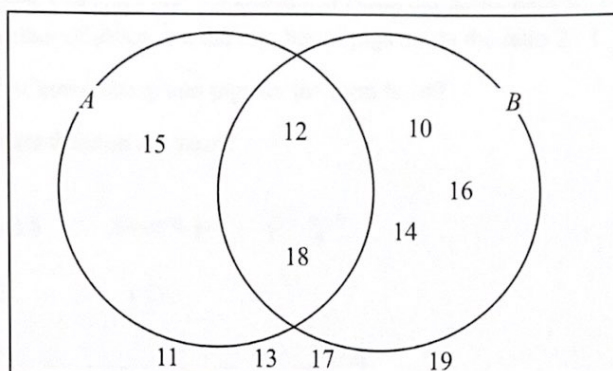
$$\text{exterior angle of a hexagon} = 360 \div 6 = 60$$

$$60 + 45 = 105$$

$$x = 105^\circ$$

(Total for Question 4 is 3 marks)

5 Here is a Venn diagram.



(a) Write down the numbers that are in set

(i)  $A \cup B$

10, 12, 14, 16, 18, 15

(ii)  $A \cap B$

12, 18

(2)

One of the numbers in the diagram is chosen at random.

(b) Find the probability that the number is in set  $A'$

$$\text{Set } A = \{15, 12, 18\}$$

$$\therefore P(A') = \frac{10-3}{17} = \frac{7}{10}$$

$$\frac{7}{10}$$

(2)

(Total for Question 5 is 4 marks)



DO NOT WRITE IN THIS AREA

DO NOT WRITE IN THIS AREA

DO NOT WRITE IN THIS AREA

6 On a farm

the number of cows and the number of sheep are in the ratio 6 : 5  
the number of sheep and the number of pigs are in the ratio 2 : 1

The total number of cows, sheep and pigs on the farm is 189

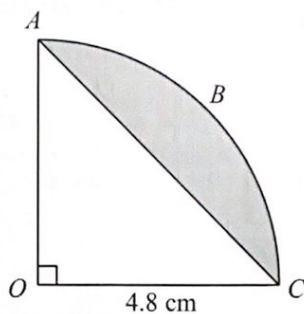
How many sheep are there on the farm?

$$\begin{aligned} & \text{cows : sheep : pigs} \\ & = 12 : 10 : 5 \\ & 189 \div (12+10+5) = 7 \\ & 7 \times 10 = 70 \end{aligned}$$

70

(Total for Question 6 is 3 marks)

7



The arc  $ABC$  is a quarter of a circle with centre  $O$  and radius  $4.8$  cm.  
 $AC$  is a chord of the circle.

Work out the area of the shaded segment.  
 Give your answer correct to 3 significant figures.

$$AC^2 = 4.8^2 + 4.8^2$$

$$\Rightarrow AC = \frac{24\sqrt{2}}{5}$$

$$\text{Area of } OAC = \frac{1}{2} \times 4.8 \times 4.8 = 11.52 \text{ cm}^2$$

$$\frac{1}{4} \text{ Area of circle} = \frac{1}{4} \times \pi \times 4.8^2 = \frac{144}{25} \pi$$

$$\frac{144}{25} \pi - 11.52 = 6.58$$

$$6.58 \text{ cm}^2$$

(Total for Question 7 is 3 marks)



- 8 Steve is asked to solve the equation  $5(x + 2) = 47$

Here is his working.

$$\begin{aligned}5(x + 2) &= 47 \\5x + 2 &= 47 \\5x &= 45 \\x &= 9\end{aligned}$$

Steve's answer is wrong.

- (a) What mistake did he make?

He did not multiply the 2 in the brackets  
by 5.

(1)

Liz is asked to solve the equation  $3x^2 + 8 = 83$

Here is her working.

$$\begin{aligned}3x^2 + 8 &= 83 \\3x^2 &= 75 \\x^2 &= 25 \\x &= 5\end{aligned}$$

- (b) Explain what is wrong with Liz's answer.

$x$  could be  $+$  or  $- 5$ , (when you  
take the square root of a number the answer  
could be ~~not~~  $+$  or  $-$ ).

(1)

(Total for Question 8 is 2 marks)

- 9 The functions  $f$  and  $g$  are such that

$$f(x) = 3(x - 4) \text{ and } g(x) = \frac{x}{5} + 1$$

- (a) Find the value of  $f(10)$

18

(1)

- (b) Find  $g^{-1}(x)$

$$\text{let } y = \frac{x}{5} + 1$$

$$\Rightarrow \frac{x}{5} = y - 1$$

$$\Rightarrow x = 5(y - 1)$$

$$g^{-1}(x) = \frac{5(x - 1)}{1}$$

(2)

- (c) Show that  $ff(x) = 9x - 48$

$$\begin{aligned} ff(x) &= 3((3(x - 4)) - 4) \\ &= 3(3x - 12 - 4) \\ &= 9x - 48 \end{aligned}$$

(2)

(Total for Question 9 is 5 marks)

DO NOT WRITE IN THIS AREA

DO NOT WRITE IN THIS AREA

DO NOT WRITE IN THIS AREA



- 10 The population of a city increased by 5.2% for the year 2014

At the beginning of 2015 the population of the city was 1 560 000

Lin assumes that the population will continue to increase at a constant rate of 5.2% each year.

- (a) Use Lin's assumption to estimate the population of the city at the beginning of 2017  
Give your answer correct to 3 significant figures.

$$P_{2017} = 1560000 \times 1.052^2 = 1726458.24$$

$$= 1730000 \text{ to 3 sf}$$

1730000  
(3)

- (b) (i) Use Lin's assumption to work out the year in which the population of the city will reach 2 000 000

$$1730000 \times 1.05^2 < 2000000$$

$$1730000 \times 1.05^3 > 2000000$$

so 2020

2020

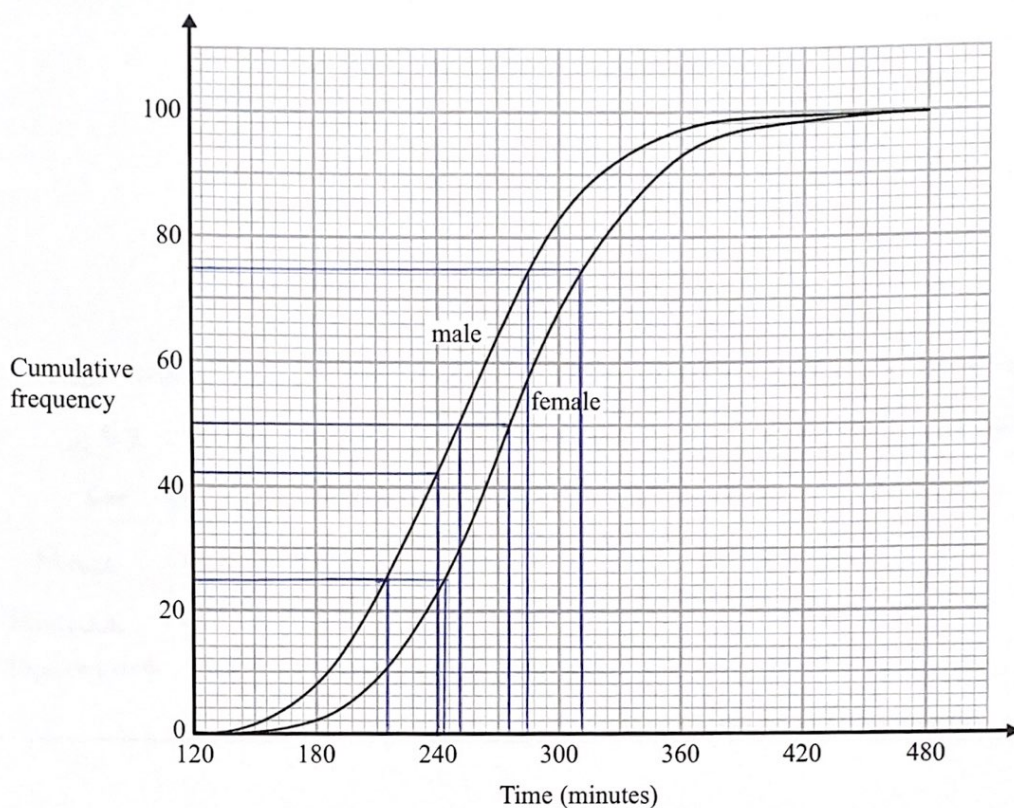
- (ii) If Lin's assumption about the rate of increase of the population is too low, how might this affect your answer to (b)(i)?

If the ~~per~~ percentage growth is higher than expected then the population may exceed 2 000 000 earlier.

(3)

(Total for Question 10 is 6 marks)

- 11 The cumulative frequency graphs show information about the times taken by 100 male runners and by 100 female runners to finish the London marathon.



A male runner is chosen at random.

- (a) Find an estimate for the probability that this runner took less than 4 hours to finish the London marathon.

0.42

(2)



DO NOT WRITE IN THIS AREA

DO NOT WRITE IN THIS AREA

DO NOT WRITE IN THIS AREA

- (b) Use medians and interquartile ranges to compare the distribution of the times taken by the male runners with the distribution of the times taken by the female runners.

The median time taken for male runners ~~was~~ is 252 mins which is a faster time than the median for female runners which is 276 mins.

$$\text{Male IQR} = 285 - 216 = 69$$

$$\text{Female IQR} = 312 - 243 = 69$$

Therefore the spread of the times is the same. (4)

(Total for Question 11 is 6 marks)

12 Marie has 25 cards.

Each card has a different symbol on it.

Marie gives one card to Shelley and one card to Pauline.

(a) In how many different ways can Marie do this?

$$25 \times 24 = 600$$

600

(2)

There are 12 boys and 10 girls in David's class.

David is going to pick three different students from his class and write their names in a list in order.

The order will be

boy
girl
boy

or

girl
boy
girl

(b) How many different lists can David write?

$$12 \times 10 \times 11 = 1320$$

$$10 \times 12 \times 9 = 1080$$

---


$$2400$$

2400

(3)

(Total for Question 12 is 5 marks)



- 13 The number of slugs in a garden  $t$  days from now is  $p_t$ , where

$$p_0 = 100$$

$$p_{t+1} = 1.06p_t$$

Work out the number of slugs in the garden 3 days from now.

$$p_1 = 106$$

$$p_3 = 100 \times 1.06^3 = 119.1016$$

119

(Total for Question 13 is 3 marks)

- 14  $D$  is directly proportional to the cube of  $n$ .

Mary says that when  $n$  is doubled, the value of  $D$  is multiplied by 6

Mary is wrong.

Explain why.

$$D = kn^3, \text{ if } n \text{ is doubled, then } D = k(2n)^3 = 8kn^3$$

So the value of  $D$  is multiplied by 8.

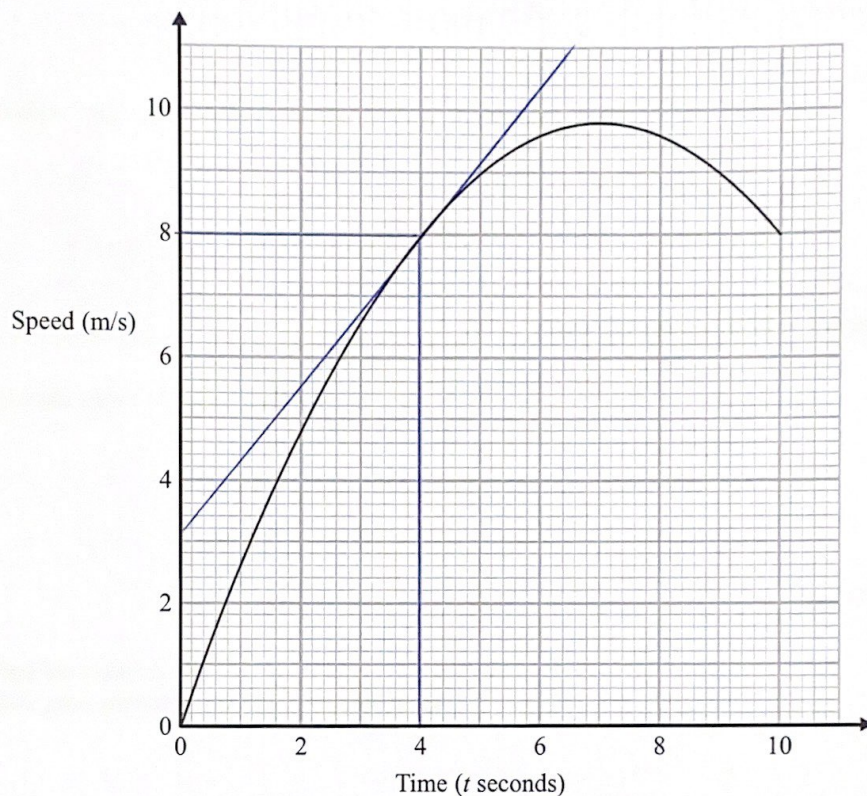
Mary didn't cube 2, she multiplied 2 by 3.

(1)

(Total for Question 14 is 1 mark)

15 Karol runs in a race.

The graph shows her speed, in metres per second,  $t$  seconds after the start of the race.



- (a) Calculate an estimate for the gradient of the graph when  $t = 4$   
You must show how you get your answer.

$$\frac{8 - 3.2}{4} = 1.2$$

1.2

(3)



- (b) Describe fully what your answer to part (a) represents.

The acceleration of Karol at 4 seconds into the race, so she had an acceleration  $= 1.2 \text{ ms}^{-2}$  at  $t = 4$ .

(2)

- (c) Explain why your answer to part (a) is only an estimate.

It depends on the accuracy of the tangent line on the graph.

(1)

(Total for Question 15 is 6 marks)

- 16 (i) Find the value of  $\sqrt[3]{3.2 \times 10^{11}}$

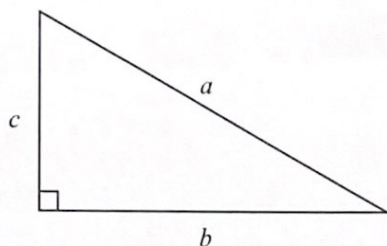
200

- (ii) Find the value of  $10^{\frac{3}{4}}$   
Give your answer correct to 1 decimal place.

5.6

(Total for Question 16 is 2 marks)

17



$a$  is 8.3 cm correct to the nearest mm

$b$  is 6.1 cm correct to the nearest mm

Calculate the upper bound for  $c$ .

You must show your working.

$$a_{\max} = 8.35$$

$$b_{\max} = 6.05$$

$$c_{\max}^2 = \sqrt{8.35^2 - 6.05^2} = 5.754997828$$

$$5.754997828 \text{ cm}$$

(Total for Question 17 is 4 marks)

DO NOT WRITE IN THIS AREA

DO NOT WRITE IN THIS AREA

DO NOT WRITE IN THIS AREA



DO NOT WRITE IN THIS AREA

DO NOT WRITE IN THIS AREA

DO NOT WRITE IN THIS AREA

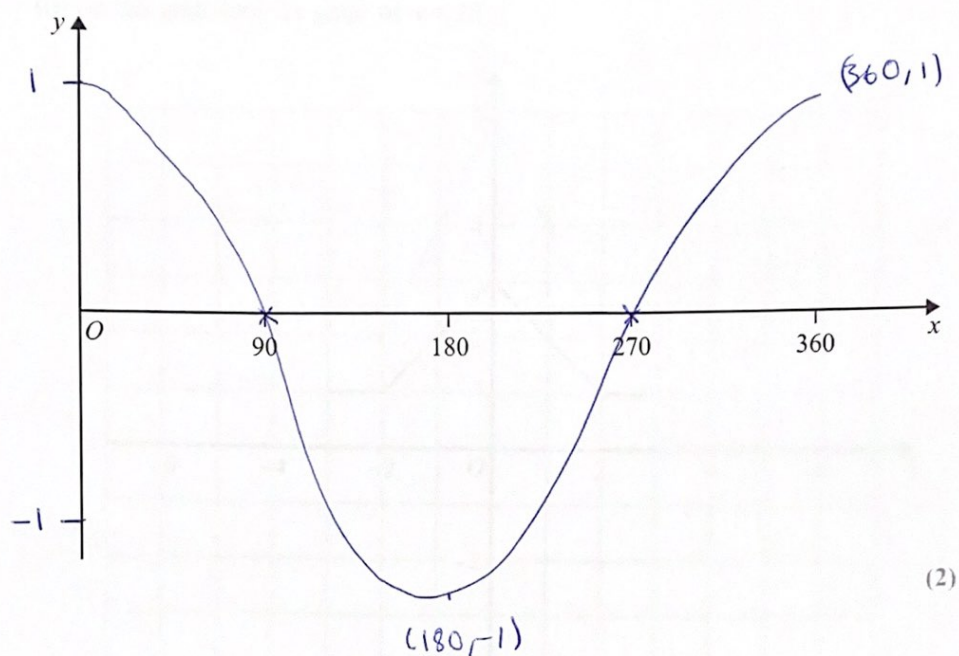
18 Simplify fully  $(\sqrt{a} + \sqrt{4b})(\sqrt{a} - 2\sqrt{b})$

$$\begin{aligned} &= a - 2\sqrt{a}\sqrt{b} + \sqrt{4b}\sqrt{a} - \sqrt{4b}2\sqrt{b} \\ &= a - 2\sqrt{ab} + 2\sqrt{ab} - 4b \\ &= a - 4b \end{aligned}$$

$$a - 4b$$

(Total for Question 18 is 3 marks)

19 (a) Sketch the graph of  $y = \cos x^\circ$  for  $0 \leq x \leq 360$



DO NOT WRITE IN THIS AREA

DO NOT WRITE IN THIS AREA

DO NOT WRITE IN THIS AREA



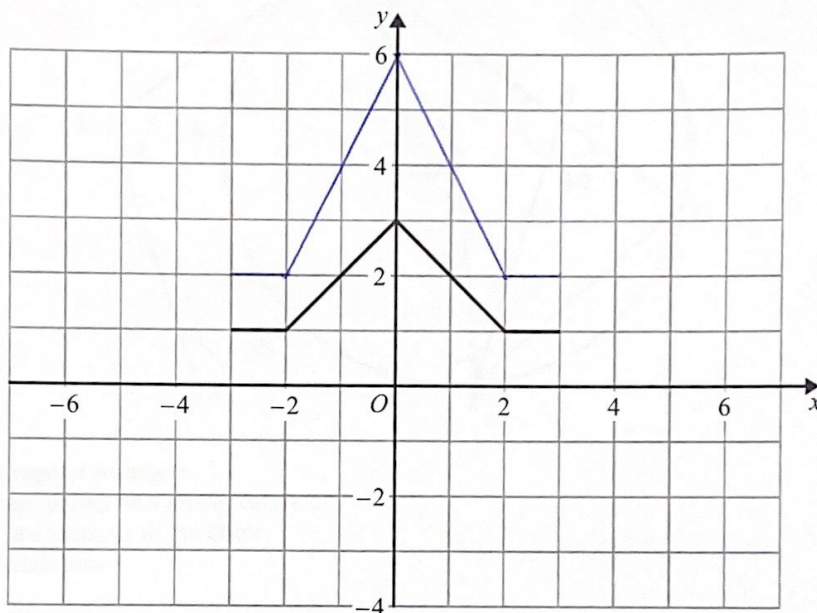
DO NOT WRITE IN THIS AREA

DO NOT WRITE IN THIS AREA

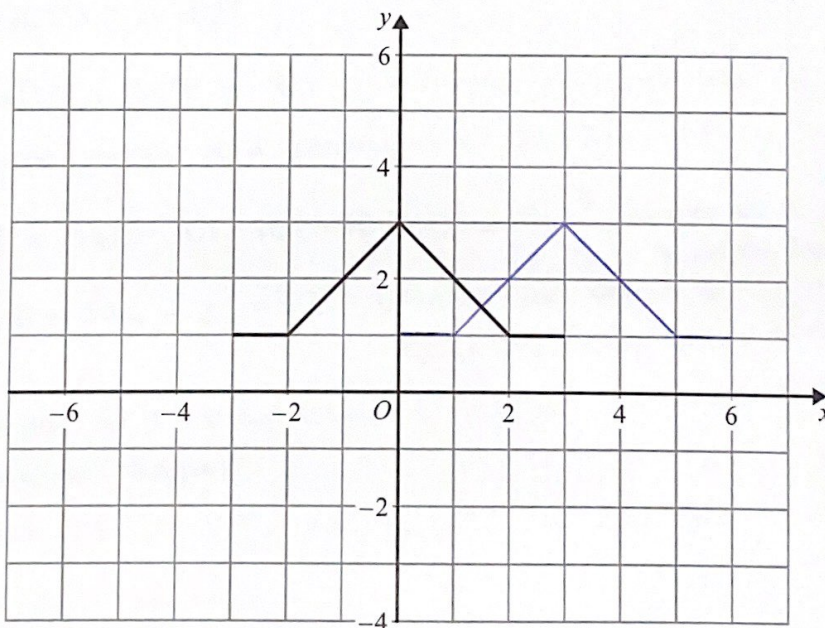
DO NOT WRITE IN THIS AREA

(b) The graph of  $y = f(x)$  is shown on both grids below.

(i) On this grid, draw the graph of  $y = 2f(x)$

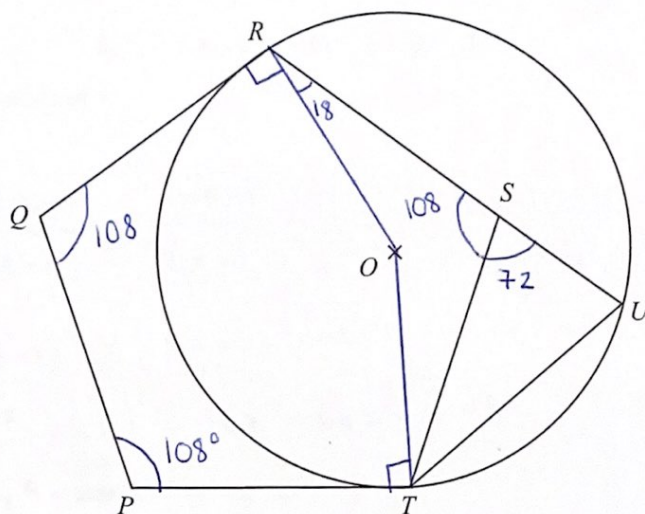


(ii) On the grid below, draw the graph of  $y = f(x - 3)$



(2)

(Total for Question 19 is 4 marks)



$PQRST$  is a regular pentagon.  
 $R$ ,  $U$  and  $T$  are points on a circle, centre  $O$ .  
 $QR$  and  $PT$  are tangents to the circle.  
 $RSU$  is a straight line.

Prove that  $ST = UT$ .

Exterior angles of a pentagon  $= 360 \div 5 = 72^\circ$   
 so  $\angle TSU = 72^\circ$ .

$\angle QRO = \angle OTP = 90^\circ$ , because tangents ~~are~~ <sup>is</sup>  $\perp$  to radius.

Interior angles of a pentagon  $= 180 - 72 = 108^\circ$ .

$\angle ROT = 540 - 108 - 108 - 90 - 90 = 144^\circ$  (angles in a pentagon sum to  $540^\circ$ )

$\angle TUS = 144 \div 2 = 72^\circ$  (Angle at centre is twice the angle at the circumference)

Triangle  $STU$  is an isosceles triangle because it has two equal angles.

Thus  $ST = UT$  as  $\triangle STU$  is isosceles.

(Total for Question 20 is 5 marks)



21 Given that

$$2x - 1 : x - 4 = 16x + 1 : 2x - 1$$

find the possible values of  $x$ .

$$\frac{2x-1}{x-4} = \frac{16x+1}{2x-1}$$

$$\Rightarrow (2x-1)^2 = (16x+1)(x-4)$$

$$\Rightarrow 4x^2 - 4x + 1 = 16x^2 - 64x + x - 4$$

$$\Rightarrow 12x^2 - 59x - 5 = 0$$

$$\Rightarrow (12+1)(x-5) = 0$$

$$x = -\frac{1}{12}, x = 5$$

$$-\frac{1}{12}, 5$$

(Total for Question 21 is 5 marks)

TOTAL FOR PAPER IS 80 MARKS