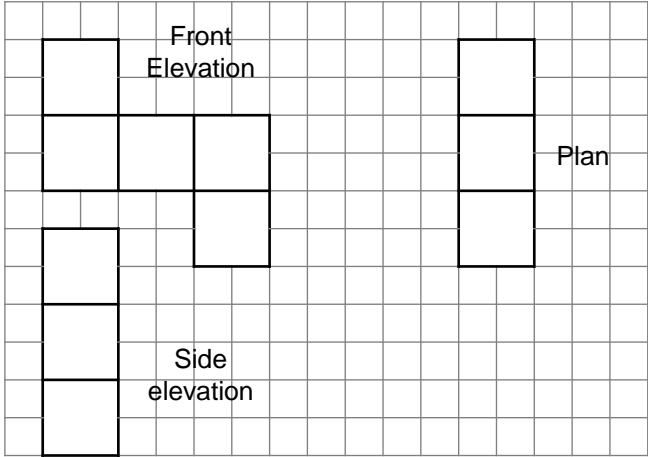
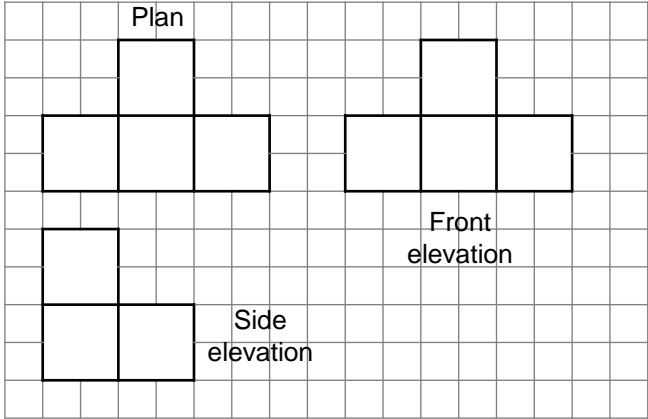
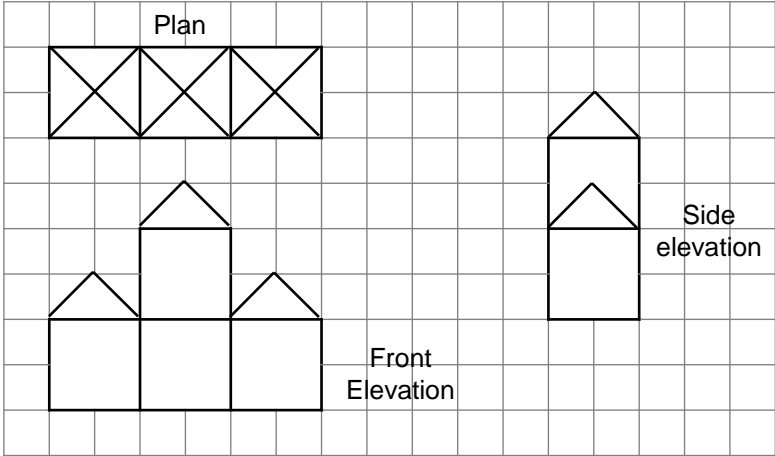


Projections and Elevations Mark Scheme

1		
	1 mark for front elevation, one mark for side elevation, and 1 mark for plan.	[3]
2		
	1 mark for front elevation, one mark for side elevation, and 1 mark for plan.	[3]
3		
	1 mark for front elevation, one mark for side elevation, and 1 mark for plan.	[3]

Turn over ►

4									
	<div style="display: flex; justify-content: space-between;"> <div>1 mark for front elevation, one mark for side elevation, and 1 mark for plan.</div> <div>[3]</div> </div>								
5(a)	<table border="1" style="width: 100%; border-collapse: collapse;"> <thead> <tr> <th style="width: 50%; text-align: center;">Plans</th><th style="width: 50%; text-align: center;">Shape:</th></tr> </thead> <tbody> <tr> <td style="text-align: center;"> </td><td style="text-align: center;"><i>B or C</i></td></tr> <tr> <td style="text-align: center;"> </td><td style="text-align: center;"><i>B or C</i></td></tr> <tr> <td style="text-align: center;"> </td><td style="text-align: center;"><i>A</i></td></tr> </tbody> </table>	Plans	Shape:		<i>B or C</i>		<i>B or C</i>		<i>A</i>
Plans	Shape:								
	<i>B or C</i>								
	<i>B or C</i>								
	<i>A</i>								
	<div style="display: flex; justify-content: space-between;"> <div>1 mark for each correct, shown above.</div> <div>[3]</div> </div>								
5(b)	<table border="1" style="width: 100%; border-collapse: collapse;"> <tr> <td style="width: 25%; text-align: center; vertical-align: middle;">Side Elevations</td><td style="width: 25%; text-align: center;"> </td><td style="width: 25%; text-align: center;"> </td><td style="width: 25%; text-align: center;"> </td></tr> <tr> <td style="text-align: center;">Shape</td><td style="text-align: center;"><i>C</i></td><td style="text-align: center;"><i>A</i></td><td style="text-align: center;"><i>B</i></td></tr> </table>	Side Elevations				Shape	<i>C</i>	<i>A</i>	<i>B</i>
Side Elevations									
Shape	<i>C</i>	<i>A</i>	<i>B</i>						
	<div style="display: flex; justify-content: space-between;"> <div>1 mark for each correct answer, shown above.</div> <div>[3]</div> </div>								

Turn over ►

6(a)	<div>Plans</div> <div><div><div>B</div><div>G</div><div></div></div></div>		<div>Shape:</div> <div><div><i>C</i></div></div>
	<div><div><div>R</div><div>G</div><div></div></div></div>		<div><div><i>A</i></div></div>
	<div><div><div></div><div>G</div><div></div></div></div>		<div><div><i>B</i></div></div>

	1 mark for each correct, shown above.	[3]
--	---------------------------------------	-----

6(b)	<div>Side Elevations</div> <div><div><div></div><div>B</div></div></div>	<div><div><div>B</div><div>G</div></div></div>	<div><div><div>R</div><div></div></div></div>	<div><div><div></div><div>R</div></div></div>	<div><div><div></div><div>G</div></div></div>	<div><div><div>R</div><div>B</div></div></div>
	<div>Shape</div> <div><div><i>B</i></div></div>	<div><div><i>C</i></div></div>				<div><div><i>A</i></div></div>

	1 mark for each correct answer, shown above.	[3]
--	--	-----

END