

Centre Number						Candidate Number				
Surname										
Other Names										
Candidate Signature										



General Certificate of Education
Advanced Level Examination
June 2010

Mathematics

MPC3

Unit Pure Core 3

Friday 11 June 2010 9.00 am to 10.30 am

For this paper you must have:

- the blue AQA booklet of formulae and statistical tables.

You may use a graphics calculator.

Time allowed

- 1 hour 30 minutes

- Instructions**
- Use black ink or black ball-point pen. Pencil should only be used for drawing.
 - Fill in the boxes at the top of this page.
 - Answer **all** questions.
 - Write the question part reference (eg (a), (b)(i) etc) in the left-hand margin.
 - You must answer the questions in the spaces provided. Do not write outside the box around each page.
 - Show all necessary working; otherwise marks for method may be lost.
 - Do all rough work in this book. Cross through any work that you do not want to be marked.

- Information**
- The marks for questions are shown in brackets.
 - The maximum mark for this paper is 75.

- Advice**
- Unless stated otherwise, you may quote formulae, without proof, from the booklet.

For Examiner's Use	
Examiner's Initials	
Question	Mark
1	
2	
3	
4	
5	
6	
7	
8	
TOTAL	



J U N 1 0 M P C 3 0 1

Answer **all** questions in the spaces provided.

1 The curve $y = 3^x$ intersects the curve $y = 10 - x^3$ at the point where $x = \alpha$.

(a) Show that α lies between 1 and 2. (2 marks)

(b) (i) Show that the equation $3^x = 10 - x^3$ can be rearranged into the form $x = \sqrt[3]{10 - 3^x}$. (1 mark)

(ii) Use the iteration $x_{n+1} = \sqrt[3]{10 - 3^{x_n}}$ with $x_1 = 1$ to find the values of x_2 and x_3 , giving your answers to three decimal places. (2 marks)

QUESTION PART REFERENCE

.....

.....

.....

.....

.....

.....

.....

.....

.....

.....

.....

.....

.....

.....

.....

.....

.....

.....

.....

.....

.....

.....

.....



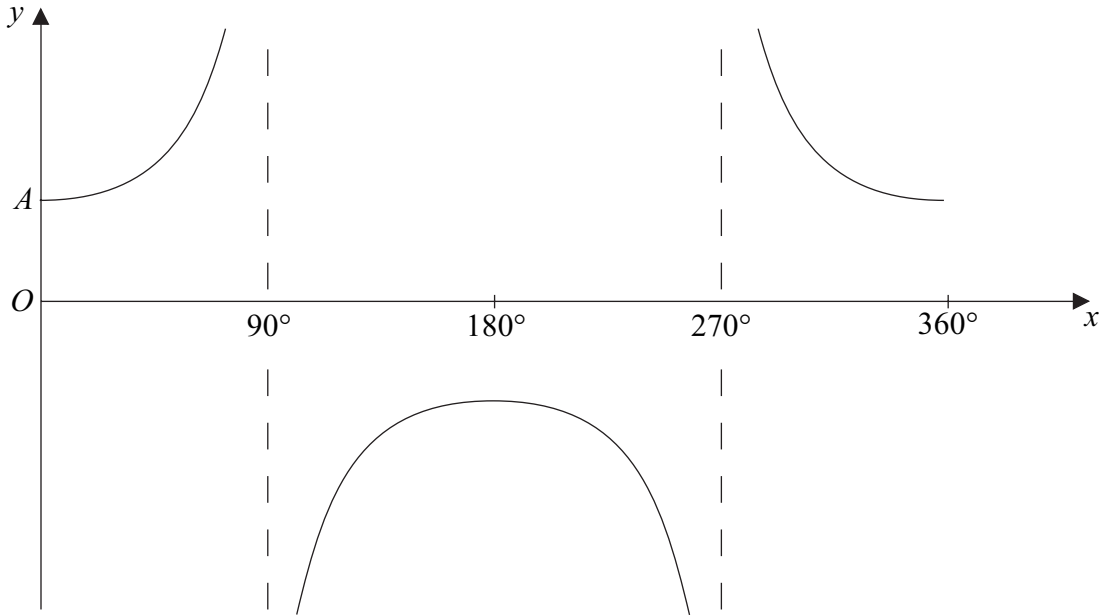
QUESTION
PART
REFERENCE

Handwritten response area consisting of 26 horizontal dotted lines within a rectangular border. The first column is a narrow vertical line for the question reference, and the rest of the page is the answer area.

Turn over ►



2 (a) The diagram shows the graph of $y = \sec x$ for $0^\circ \leq x \leq 360^\circ$.



(i) The point A on the curve is where $x = 0$. State the y -coordinate of A . (1 mark)

(ii) Sketch, on the axes given on page 5, the graph of $y = |\sec 2x|$ for $0^\circ \leq x \leq 360^\circ$. (3 marks)

(b) Solve the equation $\sec x = 2$, giving all values of x in degrees in the interval $0^\circ \leq x \leq 360^\circ$. (2 marks)

(c) Solve the equation $|\sec(2x - 10^\circ)| = 2$, giving all values of x in degrees in the interval $0^\circ \leq x \leq 180^\circ$. (4 marks)

QUESTION
PART
REFERENCE

.....

.....

.....

.....

.....

.....

.....

.....

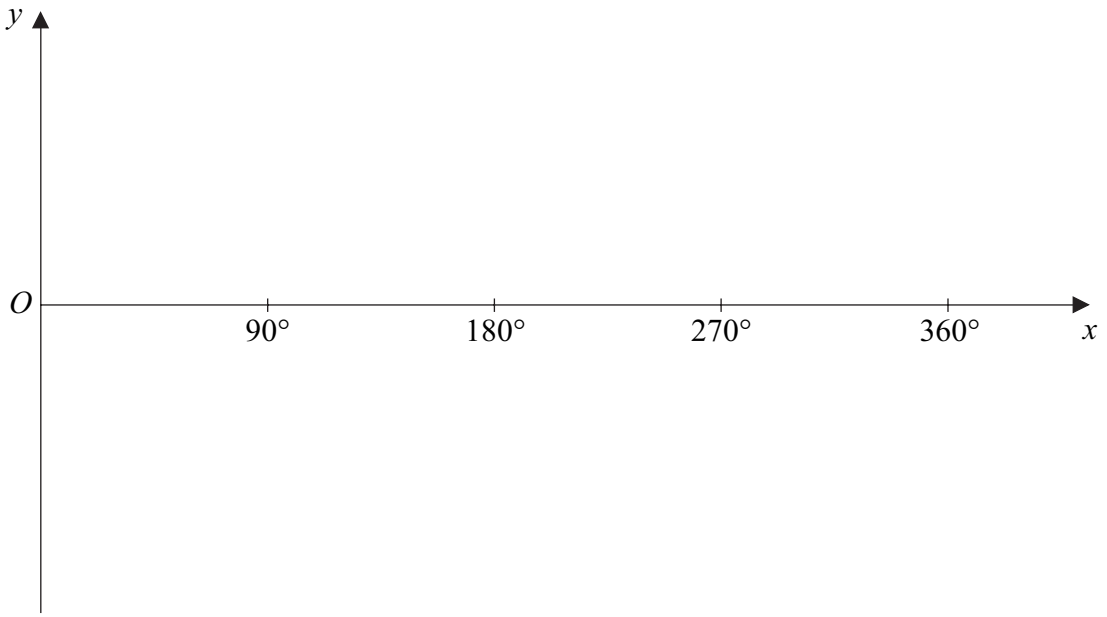
.....

.....



QUESTION
PART
REFERENCE

(a)(ii)



A series of horizontal dotted lines for writing the answer.

Turn over ►



3 (a) Find $\frac{dy}{dx}$ when:

(i) $y = \ln(5x - 2)$; *(2 marks)*

(ii) $y = \sin 2x$. *(2 marks)*

(b) The functions f and g are defined with their respective domains by

$$f(x) = \ln(5x - 2), \quad \text{for real values of } x \text{ such that } x \geq \frac{1}{2}$$

$$g(x) = \sin 2x, \quad \text{for real values of } x \text{ in the interval } -\frac{\pi}{4} \leq x \leq \frac{\pi}{4}$$

(i) Find the range of f . *(2 marks)*

(ii) Find an expression for $gf(x)$. *(1 mark)*

(iii) Solve the equation $gf(x) = 0$. *(3 marks)*

(iv) The inverse of g is g^{-1} . Find $g^{-1}(x)$. *(2 marks)*

QUESTION
PART
REFERENCE



4 (a) Use Simpson's rule with 7 ordinates (6 strips) to find an approximation to $\int_{0.5}^2 \frac{x}{1+x^3} dx$, giving your answer to three significant figures. (4 marks)

(b) Find the exact value of $\int_0^1 \frac{x^2}{1+x^3} dx$. (4 marks)

QUESTION
PART
REFERENCE



5 (a) Show that the equation

$$10 \operatorname{cosec}^2 x = 16 - 11 \cot x$$

can be written in the form

$$10 \cot^2 x + 11 \cot x - 6 = 0 \qquad (1 \text{ mark})$$

(b) Hence, given that $10 \operatorname{cosec}^2 x = 16 - 11 \cot x$, find the possible values of $\tan x$.
 (4 marks)

QUESTION
PART
REFERENCE

.....

.....

.....

.....

.....

.....

.....

.....

.....

.....

.....

.....

.....

.....

.....

.....

.....

.....

.....

.....

.....

.....

.....

.....

.....

.....

.....

.....

.....

.....

.....

.....

.....

.....

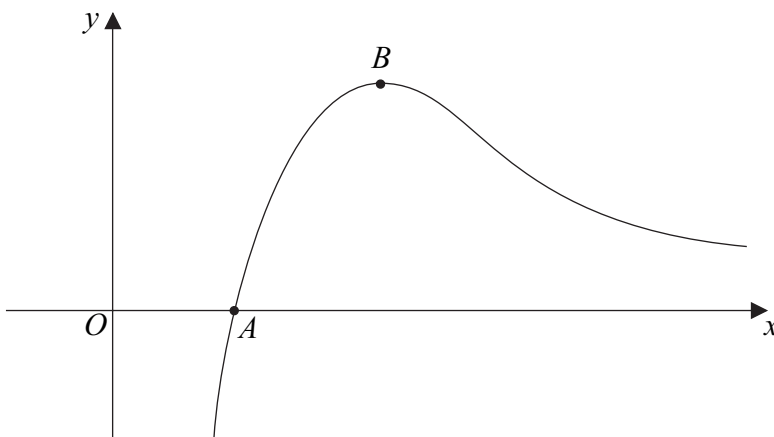
.....

.....

.....



6 The diagram shows the curve $y = \frac{\ln x}{x}$.



The curve crosses the x -axis at A and has a stationary point at B .

- (a) State the coordinates of A . (1 mark)
- (b) Find the coordinates of the stationary point, B , of the curve, giving your answer in an exact form. (5 marks)
- (c) Find the exact value of the gradient of the normal to the curve at the point where $x = e^3$. (3 marks)

QUESTION
PART
REFERENCE

.....

.....

.....

.....

.....

.....

.....

.....

.....

.....

.....

.....

.....

.....

.....

.....

.....

.....

.....

.....

.....

.....

.....

.....

.....

.....



QUESTION
PART
REFERENCE

A large rectangular area for writing, bounded by a solid line on the left and top, and a solid line on the bottom and right. The interior is filled with horizontal dotted lines, providing a guide for writing. The left margin is defined by the 'QUESTION PART REFERENCE' header.

Turn over ►



7 (a) Use integration by parts to find:

(i) $\int x \cos 4x \, dx;$ (4 marks)

(ii) $\int x^2 \sin 4x \, dx.$ (4 marks)

(b) The region bounded by the curve $y = 8x\sqrt{\sin 4x}$ and the lines $x = 0$ and $x = 0.2$ is rotated through 2π radians about the x -axis. Find the value of the volume of the solid generated, giving your answer to three significant figures. (3 marks)

QUESTION
PART
REFERENCE

A large rectangular area for writing the answer, bounded by a solid top line and a solid bottom line, with horizontal dotted lines for writing.



QUESTION
PART
REFERENCE

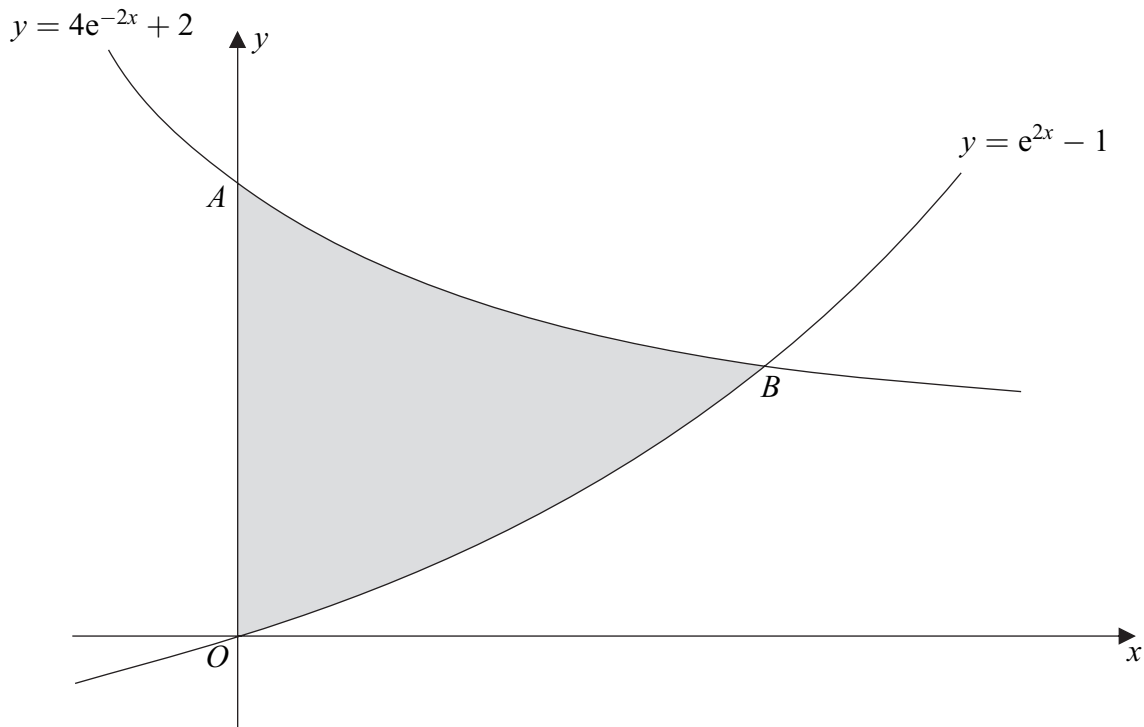
Large rectangular area with horizontal dotted lines for writing.

Turn over ▶



8

The diagram shows the curves $y = e^{2x} - 1$ and $y = 4e^{-2x} + 2$.



The curve $y = 4e^{-2x} + 2$ crosses the y -axis at the point A and the curves intersect at the point B .

- (a) Describe a sequence of two geometrical transformations that maps the graph of $y = e^x$ onto the graph of $y = e^{2x} - 1$. (4 marks)
- (b) Write down the coordinates of the point A . (1 mark)
- (c) (i) Show that the x -coordinate of the point B satisfies the equation

$$(e^{2x})^2 - 3e^{2x} - 4 = 0$$
(2 marks)
 - (ii) Hence find the exact value of the x -coordinate of the point B . (3 marks)
- (d) Find the exact value of the area of the shaded region bounded by the curves $y = e^{2x} - 1$ and $y = 4e^{-2x} + 2$ and the y -axis. (5 marks)

QUESTION
PART
REFERENCE

.....

.....

.....

.....

.....



There are no questions printed on this page

**DO NOT WRITE ON THIS PAGE
ANSWER IN THE SPACES PROVIDED**

