



# Clitheroe Royal Grammar School

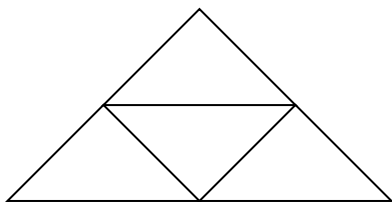
## Sample Test Questions

### Sample Test 1 - Mathematics - Time suggested 20 minutes

Examples similar to some of the questions in the Entrance exam follow below. The examples are a sample and do not constitute a definitive syllabus.

Answers to be marked on separate answer sheet. All questions are multiple choice.

1. What is the missing number in the number sentence  $24 \div [ ] = 3$ ?  
A 21    B 8    C 6    D 36    E 3
2. How many triangles are there in this figure?



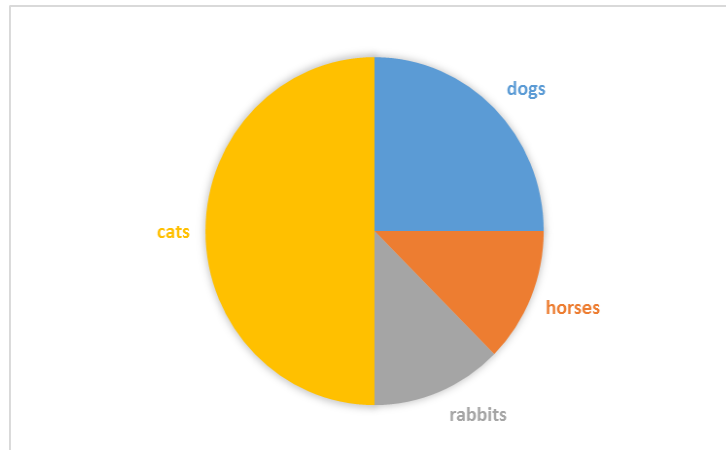
- A 1    B 3    C 4    D 5    E 0
3. In the number 3534 the 5 means  
A 5 units    B 5 hundred and thirty four    C 5 hundreds  
D 5 tens    E 5 thousands
  4. Which of these fractions is NOT greater than  $\frac{1}{2}$ ?  
A  $\frac{2}{3}$     B  $\frac{7}{8}$     C  $\frac{3}{8}$     D  $\frac{3}{4}$     E  $\frac{9}{16}$
  5. Which number is divisible both by 4 and 6?  
A 16    B 12    C 18    D 20    E 46
  6. Which number is the same as 0.75?  
A 75    B  $\frac{1}{4}$     C  $\frac{5}{7}$     D  $\frac{3}{4}$     E  $\frac{7}{5}$
  7. A washing machine costs £300 + 17.5% VAT. How much is the VAT?  
A £17.50    B £1.75    C £52.50  
D £30.00    E £175.00



# Clitheroe Royal Grammar School

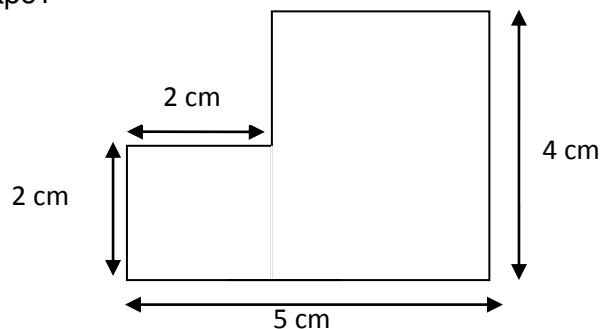
## Sample Test Questions

8. The chart shows which pets 48 children voted as their favourite.



How many children did not vote for horses ?

- A 6      B 42      C 12      D 36      E 30
9. On a day out the Brown family drove to Settle a distance of 36 miles. They came home by a different route which was  $1\frac{3}{4}$  times as long as their route there. How long was their route home?
- A 27 miles      B 36 miles      C 63 miles  
D 72 miles      E 50 miles
10. A bottle holds 1.5 litres of lemonade. Mark pours out six 100ml glasses. How much is left in the bottle?
- A 9 ml      B 15 ml      C 150 ml  
D 600 ml      E 900 ml
11. What is the area of this shape?



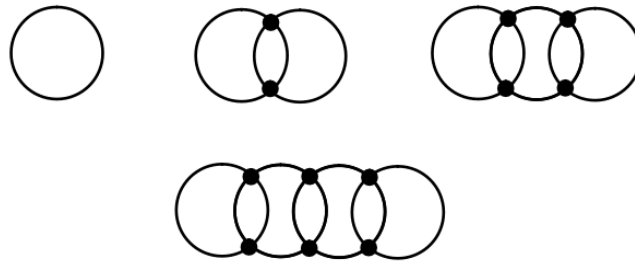
- A 22 sq.cm      B 20 sq. cm      C 55 sq. cm  
D 25 sq. cm      E 16 sq. cm



# Clitheroe Royal Grammar School

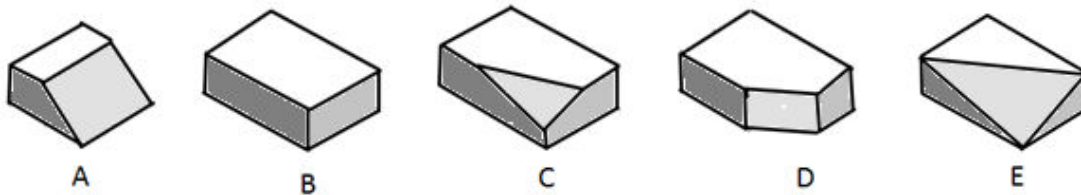
## Sample Test Questions

One circle has 0 dots, two circles have 2 large dots, three circles have 4 large dots as shown.  
Use the diagrams to answer questions 12 and 13.



12. How many large dots are there for 6 circles?  
A 8 B 14 C 12 D 10 E 16
13. How many large dots are there for 50 circles?  
A 98 B 48 C 100 D 56 E 120

Shape B is a block of butter and shapes A, C, D and E are blocks of butter with a piece cut off. Use the diagrams to answer questions 14 and 15.



14. Shape B has 12 edges. How many edges has shape C?  
A 15 B 16 C 12 D 7 E 10
15. Which shape has the least number of corners?  
A B C D E



# Clitheroe Royal Grammar School

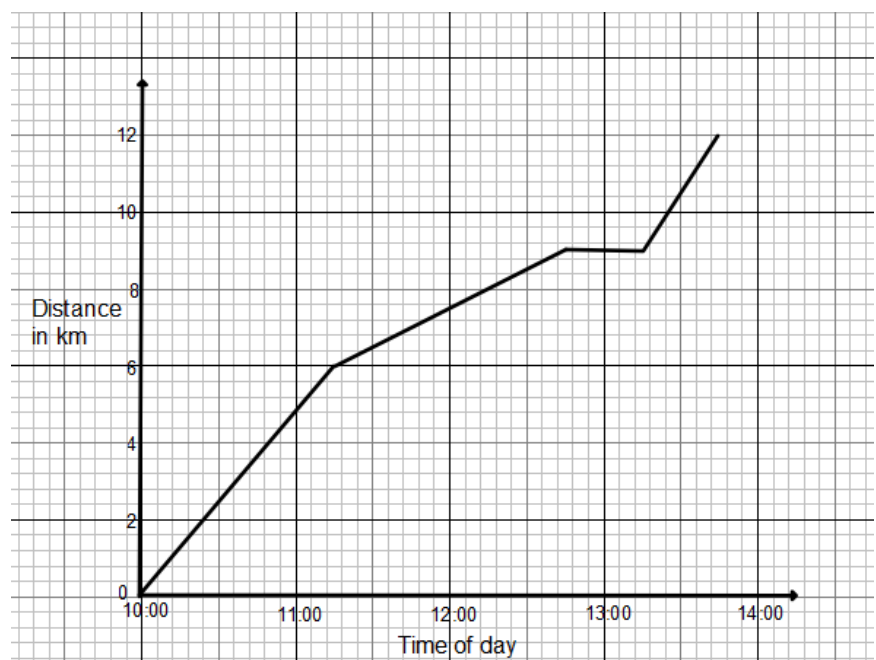
## Sample Test Questions

Cheapo Trains run from Lym to Yar and return. The costs for adults, children and dogs are given in the table. Use this table to answer questions 16 and 17.

From Lym to Yar	ADULT	CHILD
Single	£1.66	£0.83
Return	£3.32	£1.66
Dog accompanying passenger		£0.83 Single £1.66 Return

16. How much would it cost Mr and Mrs Brown, their daughter and their pet dog to travel to Yar with Return tickets?
- A £4.98      B £8.20      C £9.96      D £4.20      E £7.00
17. Mr and Mrs White want to travel from Lym to Yar, Single with their dogs. They only have £5 to spend for the travel. What would be the most number of dogs they could take with them?
- A 5      B 2      C 4      D 3      E 6

The graph shows the journey of a group of walkers, showing their distance from the start during the day. Use the graph to answer questions 18, 19 and 20.



18. At what time were they 6 km from the start?
- A 11.00      B 11.30  
C 11.15      D 11.10  
E 11.45
19. How far from the start were they at 13.45?
- A 9 km      B 12 km  
C 13 km      D 10 km  
E 11 km
20. For which time interval were they not moving?
- A 12.45-13.15      B 11.15-11.45      C 10.45-11.15      D 11.45-12.15      E 10.15-10.45