
The Medway Test

Familiarisation Booklet

This familiarisation booklet is designed to help you prepare for the Medway Test by providing:

- a brief description of the different parts of the Medway test;
- an example of how to record answers on the separate answer sheets;
- examples of page layout in the question booklet;
- how the test questions and an answer sheet are presented;
- an opportunity to answer practice questions.

The types of questions used in this booklet may not be included in the real tests. There will be some additional types of question in the real tests that are not shown in this booklet.

What test papers will I be sitting?

The Medway Test comprises three test papers: English, Mathematics, and Reasoning. This is the order in which you will be sitting the test papers. This familiarisation booklet is designed to show you the layout and format of the test.

What important things do I need to know about sitting the Medway test?

- Before your test begins, you will be asked to check the front page of your answer sheet to make sure your personal details are correct. You will be asked to raise your hand if there are any corrections to be made to your name or date of birth.
- You will be asked to write your name, date of birth and current school on the front of all three test booklets.
- Read the instructions on the front of your test booklet carefully.
- Listen carefully to the instructions read out by the invigilator at all times.
- Remember there will be times when you need to sit and listen to instructions, to wait for other pupils to finish, or to stop when you are told to by the invigilator.
- There are also instructions at the bottom of each page of the test booklets telling you:

to stop

Do not turn over until you are told to do so



to go on

Please go on to the next page >>>

or that you have reached the end of the section/test.

END OF TEST

How should I behave during the test day?

It is important that everyone taking part in the test, that includes other children and test staff, has a calm and safe test experience so they can achieve their best.

During the test day and when you are in the test room, you must make sure that you are not disruptive, cause a distraction or take items into the test room that are not allowed. What you do and what you say must not upset others.

Should this happen, you will be disqualified from the Medway Test and you will not receive a result.

Make sure this is not you.

What is the structure of the test and how long will each test take?

Standard test timing and test structure

Test paper	English	Mathematics	Reasoning
Number of practice questions	3	2	<ul style="list-style-type: none"> • Spatial Reasoning/ Non-Verbal Reasoning: 4 • Verbal Reasoning: 2
Time taken to answer practice questions	5 minutes	2 minutes	<ul style="list-style-type: none"> • Spatial Reasoning/ Non-Verbal Reasoning: 30 seconds each. • Verbal Reasoning: 2 minutes
Overall duration of the timed test that is marked (excluding administration and practice questions)	30 minutes	50 minutes	<ul style="list-style-type: none"> • Spatial Reasoning/ Non-Verbal Reasoning: 20 minutes • Verbal Reasoning: 25 minutes Total timed test: 45 minutes
Test elements	<ul style="list-style-type: none"> • Comprehension • Punctuation • Grammar 	<ul style="list-style-type: none"> • Mathematical elements 	<ul style="list-style-type: none"> • Spatial Reasoning • Non-Verbal Reasoning • Verbal Reasoning
Timed sections?	No. The whole test must be completed in the 30 minutes.	No. The whole test must be completed in the 50 minutes.	Yes. Four timed sections for Spatial Reasoning/ Non-Verbal Reasoning and one timed section for Verbal Reasoning.

If you are sitting the test with special arrangements or at another time without other pupils in your school, you will still sit the same Medway test papers as everybody else. There are no changes to the layout, number or sequence of questions, or order you sit the test papers in.

What equipment will I need to complete the tests?

You will need:

- HB grade pencils
- an eraser/rubber
- a pencil sharpener

Make sure you have this equipment with you because there is no guarantee that spare equipment will be available at the test venue.

You are **not** allowed to take the following into the test room:

- pens – using a pen means your answer sheet will not be marked
- pencil case(s)
- scissors
- glue stick
- pair of compasses
- protractor
- ruler
- SMART technology*
- personal timer and/or countdown timer
- calculator – including watches and any other device with this facility
- recording equipment in any form
- mascot or talisman for your desk
- study notes in any format
- extra paper (loose sheets, folder, book or in any other form)

Extra paper is not provided as there is space for your workings out in the test booklets.

If you use a therapeutic aid in class, you can have a maximum of four of these with you in the test room. If you need more than four or your therapeutic aid distracts others, your parent/carer will need to have made a special arrangements request before you receive your test invite. A letter will be sent to your parent/carer confirming that you will be testing on your own with your therapeutic aid(s).

* SMART technology includes any type of phone, watches, tablets, consoles, headphones/earphones/earbuds, trackers, including Fitbit/Garmin etc. and any other forms of electronic devices not listed. You will only be allowed these items if they have been approved as part of an access/special arrangement and are required for a medical or physical need such as diabetes monitoring.

You, your school and your parent/carer are responsible for making sure that you have the therapeutic aid(s) you need to sit the test.

You will not be allowed mobile phones in the test room. If you do have a mobile phone with you, it must be switched off during the test and kept outside the test room.

If you have one or more of the items not allowed in the test room, you must give it to an invigilator before or as you walk into the test room. Once in the test room, you will be reminded of the items that you must not have and will be given one last opportunity to give any of these items to the invigilator. If you are found to have one or more of these items after the reminder, they will be confiscated, and you will be disqualified from the Medway Test and receive no result. Items will be returned to you at the end of the test day.

What type of questions will I be asked in each test paper?

All of the tests are multiple-choice. You will choose the answer you think is correct and mark it on the answer sheet.


The English test will ask questions based on what you have been taught in English and literacy lessons. It will be an opportunity for you to show your knowledge and understanding. A comprehension task will be included and you will need to complete these questions on your own. The invigilator will not read either the text, questions or answer options to you.

The Mathematics test will cover what you have been taught in class. However, there may be some questions that are more challenging. This is so that you can demonstrate how well you can use the skills you have gained to solve new kinds of problems.

The Reasoning test consists of three types of reasoning skill: Spatial, Non-Verbal and Verbal. The spatial and non-verbal questions enable you to show a variety of thinking skills linked to questions on 2D and 3D shapes and patterns. Questions in the Verbal Reasoning section will test how well you can apply rules and work out relationships between words and letters.

How do I give my answers for each test paper?

Each test is timed and consists of multiple-choice questions. Each test has its own question booklet.

You will **not** write your answers in the question booklets; there is a separate answer sheet for each test. The question booklet will not be marked, but you can use it for your workings out, rough work or notes. The answer sheets are scored by computer. You will show your answers by drawing a clear horizontal line through the rectangle next to your answer, like this: .

If you make a mistake on the answer sheet, you should rub out the incorrect answer as completely as you can and put in the correct answer. **Do not cross out your answers on the answer sheet** as the computer will not be able to score them. You will not be given extra time to correct mistakes.

You can use the sample answer sheet on page 21 of this booklet to help you familiarise yourself with how to mark your answers for the tests. The correct answers to the practice questions are also given on the back of this booklet.

Top tips for answering the questions and marking your answer sheets

- You should attempt to answer as many questions as you can.
- Work as quickly and as carefully as you can.
- You may not be able to finish all the questions, but try to do as many as you can. If you cannot do a question, **do not waste time on it but go on to the next**. If you are not sure of an answer, choose the one you think is best.
- Be sure to keep your place on the answer sheet. You should always check that you are marking your answer in the box that has the **same number** as the test question you are answering. No changes can be made to your answer sheet once the test time for a section and/or test paper has finished and the answer sheet has been collected.
- If you have time at the end, you can go back over your answers, fill in any missing answers and check your work.
- Remember, if you make a mistake, rub it out completely and mark your new answer. No one will help you with your rubbing out or changing your answers.
- Your question booklet will **not** be marked. All your answers **must** be written on the answer sheet.

Example and Practice Questions

You can use the space around each question for any rough workings.

English

Comprehension

Read this passage carefully, then answer the questions that follow.

Wonders of the Unknown World

1. Thousands of years ago, when much of the world was unknown, people imagined that distant and remote regions were inhabited by fabulous creatures. Homer, an ancient Greek poet, wrote about a race of giants, the Cyclops, who had only one eye in the centre of their foreheads. The Cyclops were supposed to live on a remote island. Then
5. there were the Sciopodes who were thought to have just one leg and dwell in faraway deserts.

There are more recent examples as well. Over the last two hundred years, there has been much discussion about the existence of the Yeti, even as late as 2017. This long-talked-about fabulous creature was thought to reside in the snowy mountains of China

10. and Tibet. In early literature, explorers described 'hairy, tailless men' and reported finding tracks which resembled human footprints. Whilst the case is not completely closed, there has been a lot of evidence over the last century to suggest that the supposed Yeti footprints actually came from bears.

Please answer these questions. (Look at the passage again if you need to.)

You should choose the **best** answer and mark its letter on your answer sheet on page 21.

1 What ideas about the two fabulous creatures in the first paragraph are the same?

Choose TWO.

- 1 They both live in faraway places.
- 2 They are both giants.
- 3 They both write poetry.
- 4 They are both from ancient Greece.
- 5 They both have just one of something.

- A 1 and 2
- B 1 and 5
- C 2 and 4
- D 3 and 4
- E 3 and 5

2 How did information first emerge about the creatures from the first paragraph?

- A People used their imagination to describe what they didn't know.
- B People were able to talk to the creatures to find out about them.
- C The creatures were close enough to observe.
- D People had been exploring the places in which the creatures lived.
- E Scientists had been researching them for years.

3 Which of the following best sums up beliefs about Yetis over the years?

- A Most people accept they exist.
- B Most people accept they don't exist.
- C There has been much debate about whether they exist.
- D Hardly anyone is interested in whether they exist.
- E Yetis are so isolated they can never be seen.

4

Which of these is closest in meaning to 'dwell'? (line 5)

- A stand
- B walk
- C think
- D live
- E sink

Punctuation

In these questions there are some mistakes in the use of **capital letters** or **punctuation**. There is either **one** mistake or **no** mistake. Find the group of words with the mistake in it and mark its letter on your answer sheet on page 21. **If there is no mistake, mark N.**

5

I much prefer eating fruit to vegetables. My favourite types of fruit are
A B C
bananas oranges and apples.
D

6

After my swimming lesson on Saturday morning, I'll meet my friend
A B C
in the local park.
D

Grammar

In these questions you have to choose the **best word**, or **group of words**, to complete the sentence so that it makes sense and is written in correct English. You should choose **one** of the five answers and mark its letter on your answer sheet on page 21.

7 The boy a lot of birthday cake at his party and then did not want any dinner!

A

B

C

D

E

8 'That's the sunflower I have ever seen!' she exclaimed.

A

B

C

D

E

Mathematics

Try these questions and mark your answers on the answer sheet on page 21.

9

The attendance at a sports event was given as 4360, rounded to the nearest 10 people.

Which of the following could have been the actual attendance?

A 4369

B 4351

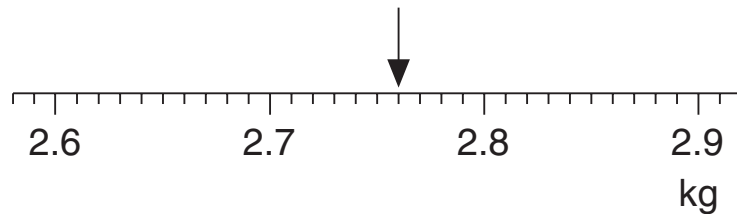
C 4358

D 4370

E 4400

10

The scale shows the mass of a laptop.



What is the mass of the laptop?

A 27.6 kg

B 2.76 kg

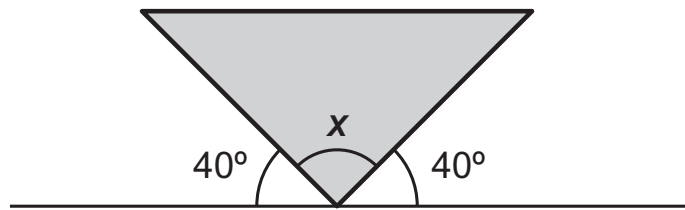
C 2.75 kg

D 2.7 kg

E 2.8 kg

11

Look at the angles on a straight line.



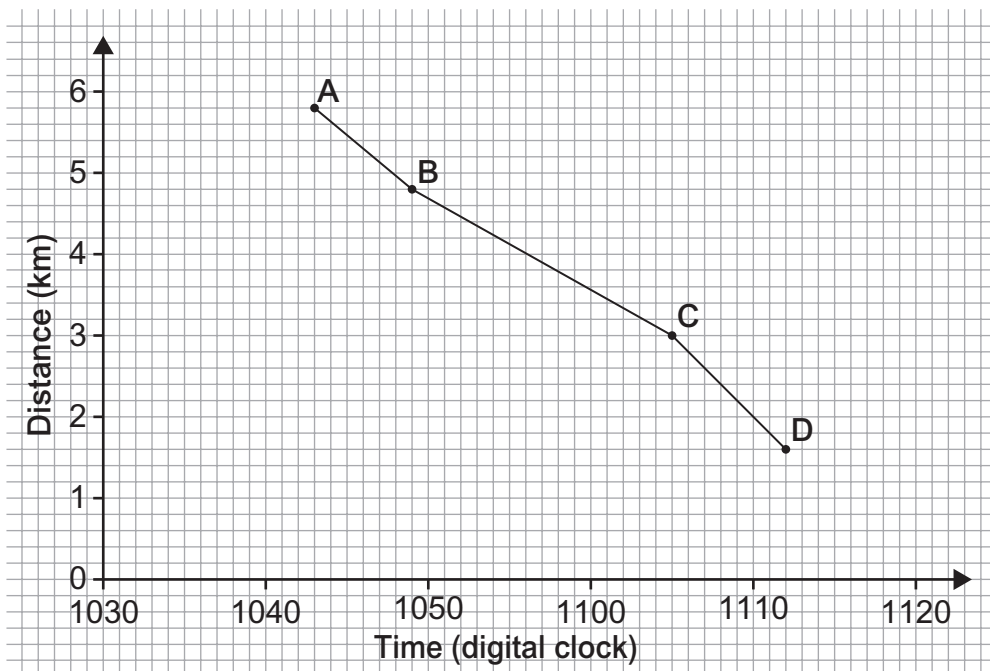
What is the size of angle x ?

- A 90° B 40° C 120° D 80° E 100°

12

The graph shows a train journey.

A, B, C and D represent different train stations.



How long did the train take to get from station B to station C?

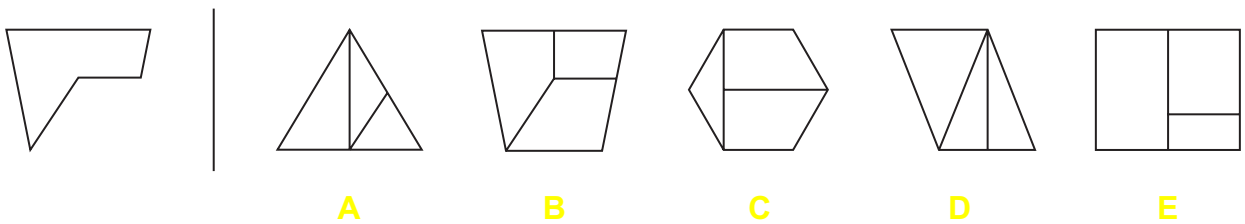
- A 10 minutes
 B 16 minutes
 C 7 minutes
 D 20 minutes
 E 6 minutes

Reasoning

Spatial Reasoning

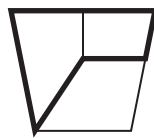
These questions contain hidden shapes. The shape on the left is the target shape. The target shape is hidden in one of the five diagrams to the right of the line. **It is exactly the same size as the target shape, but it may have been rotated (spun round) where it is hidden.** All of the sides of the target shape must be visible in the diagram where it is hiding. Choose which of the five diagrams to the right of the line contains the hidden target shape.

Example



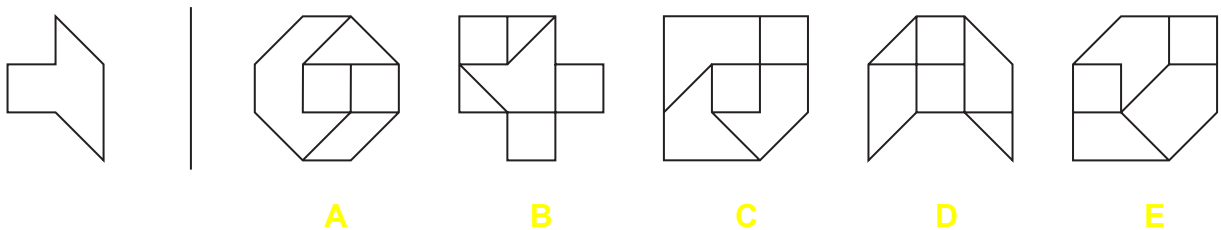
Answer B

The hidden target shape is shown in bold below so that you can clearly see the answer is **B**, and this has been marked on the answer sheet on page 21.

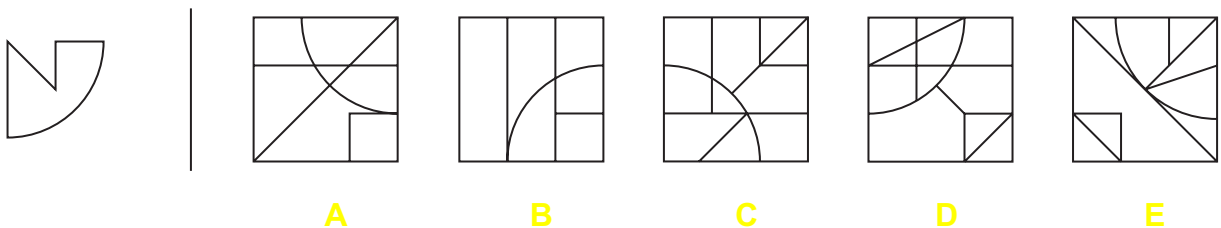


Now try these two questions and mark your answers on the answer sheet on page 21.

13



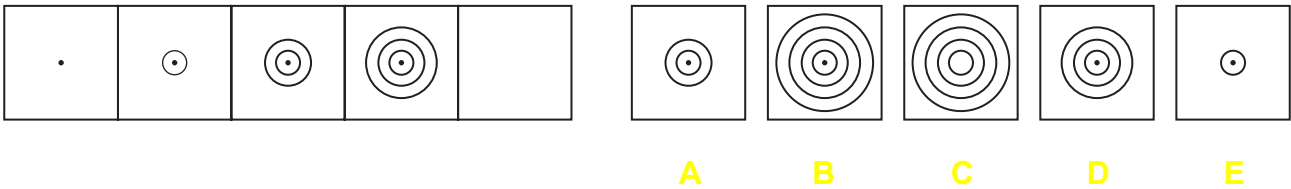
14



Non-Verbal Reasoning

To the left in the example below there are five squares arranged in order. One of these squares has been left empty. One of the five squares on the right should **take the place** of the empty square. The correct answer has been marked on your answer sheet on page 21.

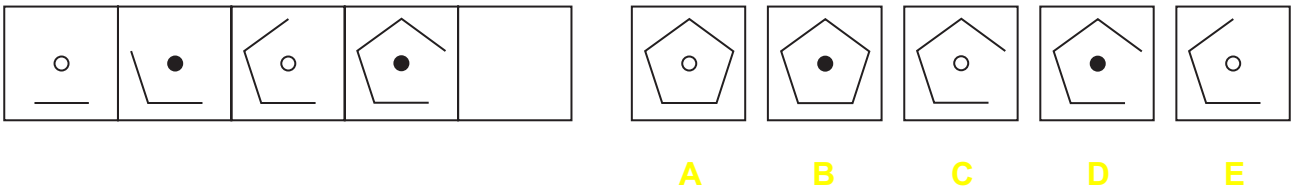
Example



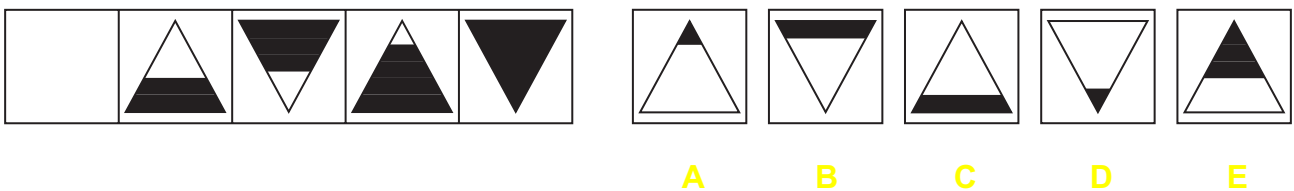
Answer B

Now try these two questions and mark your answers on the answer sheet on page 21.

15



16



Verbal Reasoning

In these sentences, a word of **four letters** is hidden at the **end** of one word and the **beginning** of the next word.

Find the pair of words that contains the hidden word.

Example The film ended happily after all.

- A The film
- B film ended
- C ended happily
- D happily after
- E after all.

Answer **film ended**

In this sentence, the hidden four-letter word is **mend**, which is made up of the last letter of the word **film** and the first three letters of the word **ended**. So the pair of words that contains the hidden word is **film ended**.

Now try this question and mark your answer on the answer sheet on page 21.

17

One arrow missed the target board.

- A One arrow
 - B arrow missed
 - C missed the
 - D the target
 - E target board.
-

In these questions, find **two** words, **one** from each group, that are **most opposite in meaning**.

Example (morning early wake) (late shop dark)

A morning

X late

B early

Y shop

C wake

Z dark

Answer **early late**

The two words that are **most opposite in meaning** are **early** from group one and **late** from group two.

Now try this question and mark your answer on the answer sheet on page 21.

18

(despair despise forget) (forgive remember lose)

A despair

X forgive

B despise

Y remember

C forget

Z lose

In these sentences, the word in capitals has had three letters next to each other taken out. These three letters will make one correctly spelt word without changing their order. The sentence that you make must make sense.

Example The cat scratched him with his **CS**.

A LAD **B** LAW **C** HAD **D** RAW **E** RED

Answer **LAW**

The three-letter word that has been removed from **CS** is 'LAW'. If we place this three-letter word between **C** and **S**, it makes the word **CLAWS** and thus completes the sentence.

Now try this question and mark your answer on the answer sheet on page 21.

19

The rain was **PING**.

A ARE **B** LET **C** EAR **D** ROW **E** OUR

In these questions, three of the five words are related in some way.
Find the **two** words that do **not** go with these three.

Example black mouse red green hut

A black **B** mouse **C** red **D** green **E** hut

Answer **mouse** **hut**

The words 'black', 'red' and 'green' are related because they are all colours. The words **mouse** and **hut** do not go with these three words.

Now try this question and mark your answer on the answer sheet on page 21.

20 small miniature tiny picture size

A small **B** miniature **C** tiny **D** picture **E** size

You can use this page to make notes about the important things you have read in this guide.



Candidate's Name

School Name

DATE OF TEST

Day	Month	Year
<input type="text"/>	<input type="text"/>	<input type="text"/>

CANDIDATE NUMBER

<input type="text"/>	<input type="text"/>	<input type="text"/>	<input type="text"/>	<input type="text"/>	<input type="text"/>	<input type="text"/>	<input type="text"/>	<input type="text"/>	<input type="text"/>
----------------------	----------------------	----------------------	----------------------	----------------------	----------------------	----------------------	----------------------	----------------------	----------------------

SCHOOL NUMBER

<input type="text"/>	<input type="text"/>	<input type="text"/>	<input type="text"/>	<input type="text"/>	<input type="text"/>	<input type="text"/>	<input type="text"/>
----------------------	----------------------	----------------------	----------------------	----------------------	----------------------	----------------------	----------------------

DATE OF BIRTH

Day	Month	Year
<input type="text"/>	<input type="text"/>	<input type="text"/>

Please mark boxes with a thin horizontal line like this .

ENGLISH

1	A <input type="checkbox"/>	B <input type="checkbox"/>	C <input type="checkbox"/>	D <input type="checkbox"/>	E <input type="checkbox"/>
2	A <input type="checkbox"/>	B <input type="checkbox"/>	C <input type="checkbox"/>	D <input type="checkbox"/>	E <input type="checkbox"/>
3	A <input type="checkbox"/>	B <input type="checkbox"/>	C <input type="checkbox"/>	D <input type="checkbox"/>	E <input type="checkbox"/>
4	A <input type="checkbox"/>	B <input type="checkbox"/>	C <input type="checkbox"/>	D <input type="checkbox"/>	E <input type="checkbox"/>
5	A <input type="checkbox"/>	B <input type="checkbox"/>	C <input type="checkbox"/>	D <input type="checkbox"/>	N <input type="checkbox"/>
6	A <input type="checkbox"/>	B <input type="checkbox"/>	C <input type="checkbox"/>	D <input type="checkbox"/>	N <input type="checkbox"/>
7	A <input type="checkbox"/>	B <input type="checkbox"/>	C <input type="checkbox"/>	D <input type="checkbox"/>	E <input type="checkbox"/>
8	A <input type="checkbox"/>	B <input type="checkbox"/>	C <input type="checkbox"/>	D <input type="checkbox"/>	E <input type="checkbox"/>

MATHEMATICS

9	4369 <input type="checkbox"/>	4351 <input type="checkbox"/>	4358 <input type="checkbox"/>	4370 <input type="checkbox"/>	4400 <input type="checkbox"/>
10	27.6 kg <input type="checkbox"/>	2.76 kg <input type="checkbox"/>	2.75 kg <input type="checkbox"/>	2.7 kg <input type="checkbox"/>	2.8 kg <input type="checkbox"/>
11	90° <input type="checkbox"/>	40° <input type="checkbox"/>	120° <input type="checkbox"/>	80° <input type="checkbox"/>	100° <input type="checkbox"/>
12	10 minutes <input type="checkbox"/>	16 minutes <input type="checkbox"/>	7 minutes <input type="checkbox"/>	20 minutes <input type="checkbox"/>	6 minutes <input type="checkbox"/>

REASONING

EXAMPLE	A <input type="checkbox"/>	B <input checked="" type="checkbox"/>	C <input type="checkbox"/>	D <input type="checkbox"/>	E <input type="checkbox"/>	
13	A <input type="checkbox"/>	B <input type="checkbox"/>	C <input type="checkbox"/>	D <input type="checkbox"/>	E <input type="checkbox"/>	
14	A <input type="checkbox"/>	B <input type="checkbox"/>	C <input type="checkbox"/>	D <input type="checkbox"/>	E <input type="checkbox"/>	
EXAMPLE	A <input type="checkbox"/>	B <input checked="" type="checkbox"/>	C <input type="checkbox"/>	D <input type="checkbox"/>	E <input type="checkbox"/>	
15	A <input type="checkbox"/>	B <input type="checkbox"/>	C <input type="checkbox"/>	D <input type="checkbox"/>	E <input type="checkbox"/>	
16	A <input type="checkbox"/>	B <input type="checkbox"/>	C <input type="checkbox"/>	D <input type="checkbox"/>	E <input type="checkbox"/>	
EXAMPLE	The film <input type="checkbox"/>	film ended <input checked="" type="checkbox"/>	ended happily <input type="checkbox"/>	happily after <input type="checkbox"/>	after all. <input type="checkbox"/>	
17	One arrow <input type="checkbox"/>	arrow missed <input type="checkbox"/>	missed the <input type="checkbox"/>	the target <input type="checkbox"/>	target board. <input type="checkbox"/>	
EXAMPLE	morning <input type="checkbox"/>	late <input checked="" type="checkbox"/>	early <input checked="" type="checkbox"/>	shop <input type="checkbox"/>	wake <input type="checkbox"/>	dark <input type="checkbox"/>
18	despair <input type="checkbox"/>	despise <input type="checkbox"/>	forget <input type="checkbox"/>	forgive <input type="checkbox"/>	remember <input type="checkbox"/>	lose <input type="checkbox"/>
EXAMPLE	LAD <input type="checkbox"/>	LAW <input checked="" type="checkbox"/>	HAD <input type="checkbox"/>	RAW <input type="checkbox"/>	RED <input type="checkbox"/>	
19	ARE <input type="checkbox"/>	LET <input type="checkbox"/>	EAR <input type="checkbox"/>	ROW <input type="checkbox"/>	OUR <input type="checkbox"/>	
EXAMPLE	black <input type="checkbox"/>	mouse <input checked="" type="checkbox"/>	red <input type="checkbox"/>	green <input type="checkbox"/>	hut <input checked="" type="checkbox"/>	
20	small <input type="checkbox"/>	miniature <input type="checkbox"/>	tiny <input type="checkbox"/>	picture <input type="checkbox"/>	size <input type="checkbox"/>	

Answers

English

- | | |
|------------|------------|
| 1 B | 5 D |
| 2 A | 6 N |
| 3 C | 7 E |
| 4 D | 8 A |

Mathematics

- 9** 4358
10 2.76 kg
11 100°
12 16 minutes

Reasoning

- | | |
|-------------|----------------------------|
| 13 D | 17 One arrow |
| 14 A | 18 forget, remember |
| 15 A | 19 OUR |
| 16 B | 20 picture, size |

Copyright © GL Assessment, 2025.

GL Assessment owns all intellectual property rights in the publication.
GL Assessment reserves all of its rights in the publication, including translation.

Published by GL Assessment, 1st Floor, Vantage London, Great West Road, Brentford TW8 9AG.

GL Assessment® is a registered trademark of GL Education, a Renaissance company.

Code 6804 258
3.2(07.25) PF