

Surname	Centre Number	Candidate Number
First name(s)		0



GCSE

C300UB0-1



WEDNESDAY, 7 JUNE 2023 – MORNING

MATHEMATICS – Component 2
Calculator-Allowed Mathematics
HIGHER TIER

2 hours 15 minutes

ADDITIONAL MATERIALS

- An additional formulae sheet.
- A calculator will be required for this examination.
- A ruler, protractor and a pair of compasses may be required.

INSTRUCTIONS TO CANDIDATES

- Use black ink or black ball-point pen.
- Do not use gel pen or correction fluid.
- You may use a pencil for graphs and diagrams only.
- Write your name, centre number and candidate number in the spaces at the top of this page.
- Answer **all** the questions in the spaces provided.
- If you run out of space, use the additional page(s) at the back of the booklet, taking care to number the question(s) correctly.

INFORMATION FOR CANDIDATES

- You should give details of your method of solution when appropriate.
- Unless stated, diagrams are not drawn to scale.
- Scale drawing solutions will not be acceptable where you are asked to calculate.
- The number of marks is given in brackets at the end of each question or part-question.
- You are reminded of the need for good English and orderly, clear presentation in your answers.

For Examiner's use only		
Question	Maximum Mark	Mark Awarded
1.	4	
2.	5	
3.	4	
4.	7	
5.	8	
6.	7	
7.	4	
8.	4	
9.	7	
10.	5	
11.	4	
12.	3	
13.	5	
14.	5	
15.	5	
16.	5	
17.	5	
18.	4	
19.	6	
20.	5	
21.	7	
22.	5	
23.	6	
Total	120	

C300UB01



JUN23C300UB0101

Formula list

Area and volume formulae

Where r is the radius of the sphere or cone, l is the slant height of a cone and h is the perpendicular height of a cone:

$$\text{Curved surface area of a cone} = \pi r l$$

$$\text{Surface area of a sphere} = 4\pi r^2$$

$$\text{Volume of a sphere} = \frac{4}{3}\pi r^3$$

$$\text{Volume of a cone} = \frac{1}{3}\pi r^2 h$$

Kinematics formulae

Where a is constant acceleration, u is initial velocity, v is final velocity, s is displacement from the position when $t = 0$ and t is time taken:

$$v = u + at$$

$$s = ut + \frac{1}{2}at^2$$

$$v^2 = u^2 + 2as$$



1.

<p>Use:</p> $\text{Pressure} = \frac{\text{Force (N)}}{\text{Area (cm}^2\text{)}}$
--



The base of a filing cabinet is a rectangle. It measures 45 cm by 60 cm. The whole of the base is in contact with the horizontal ground.

- (a) The empty filing cabinet exerts a force of 675 N on the ground.

What is the pressure exerted on the ground by the empty filing cabinet?
Give your answer in N/cm².

[2]

.....

.....

.....

.....

.....

.....

- (b) When the filing cabinet is full, the pressure it exerts on the ground is 0.75 N/cm².

What is the force that the full filing cabinet exerts on the ground?
Give your answer in newtons (N).

[2]

.....

.....

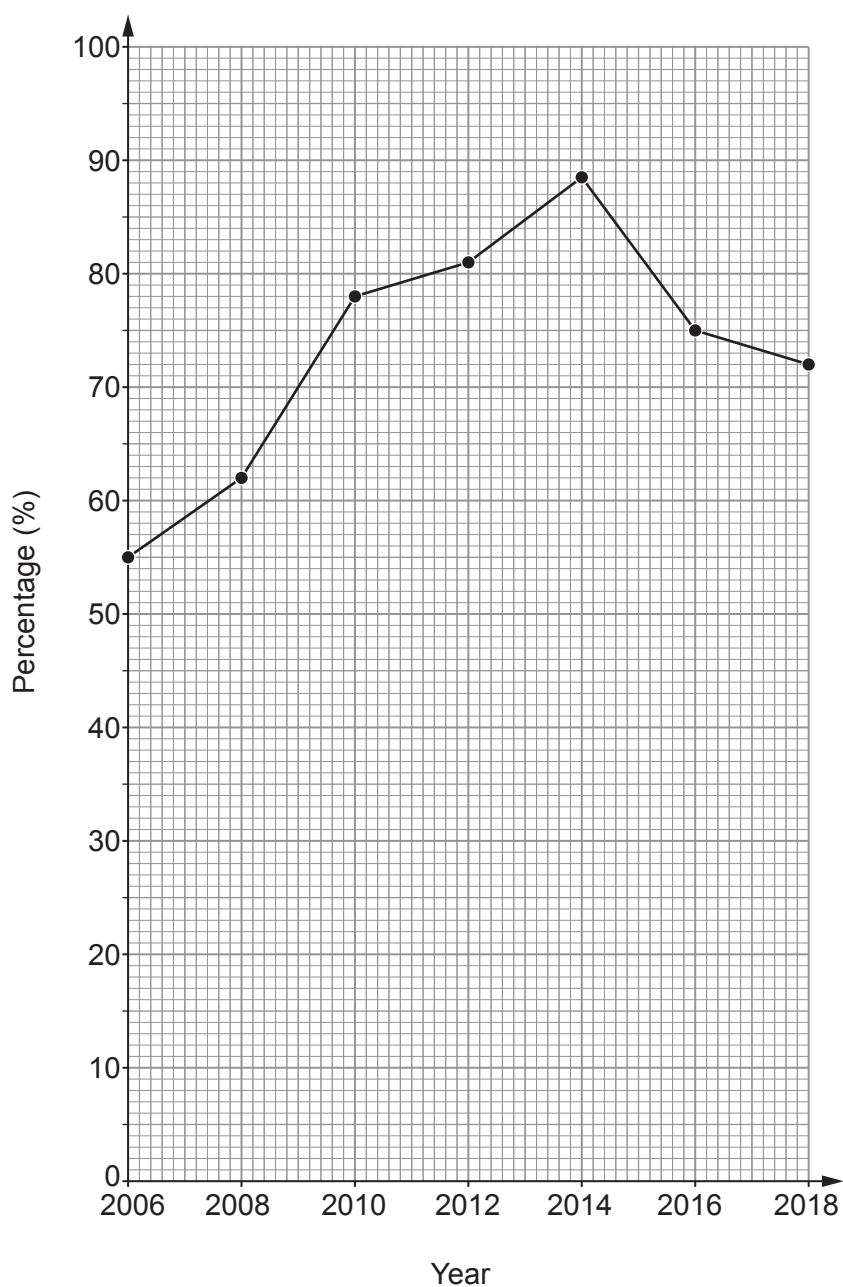
.....

.....

.....



2. The diagram shows information about the percentage of households in Eduvale that owned a **desktop** computer for the even-numbered years from 2006 to 2018.



- (a) (i) Complete this statement. [1]

The percentage of households that owned a desktop computer decreased the most between the even-numbered years and



(ii) Jane says,

"The graph shows that 70% of people owned a desktop computer in 2009 because it passes through that point."

Is Jane correct?

Yes No

Explain how you decide.

[1]

.....

.....

.....

(b) The table shows information about the percentage of households in Eduvale that had an internet connection for the even-numbered years from 2006 to 2018.

Year	2006	2008	2010	2012	2014	2016	2018
Internet connection (%)	45	53	66	79	84	88	89

(i) On the diagram on page 4, plot the information for internet connection. [1]

(ii) In which even-numbered year was the difference in the percentage of households in Eduvale owning a desktop computer and the percentage of households having an internet connection the greatest? [1]

.....

(iii) Eduvale is a large town in a county.

Comment on how, in this **county**, the percentage of households owning a desktop computer and the percentage of households having an internet connection are **likely** to have changed in this time period. [1]

.....

.....

.....



3. Eric is carrying out a survey for a company that makes energy drinks, Pop and Whizz. He asks 200 randomly selected adults to complete his survey.

- (a) Pop costs £1 per bottle.
As part of his survey, Eric wants to find out how much money each month adults spend on Pop.

In the box below, write a suitable question for his survey to collect this information. You must include response boxes. [2]

- (b) In another question, he asks the 200 adults how many bottles of Whizz they buy each month. The table shows the results for the 200 adults.

		Number of bottles			
		0	1 to 4	5 to 10	more than 10
Age (years)	18 to 25	26	12	6	6
	26 to 35	29	34	41	2
	older than 35	32	11	1	0

Find the probability that an adult chosen at random from these 200

- (i) does not buy Whizz, [1]

.....

.....

.....

- (ii) is 26 to 35 years old and buys 5 or more bottles of Whizz each month. [1]

.....

.....



4. (a) The diagram shows a circle inside a square of side 8.2 cm .

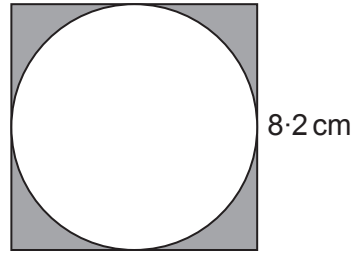


Diagram not drawn to scale

The sides of the square are tangents to the circle.

Find the area of the shaded region.
You must show all your working.

[4]

.....

.....

.....

.....

.....

.....

.....

.....



- (b) The diagram shows a parallelogram.
It is the cross-section of a prism.

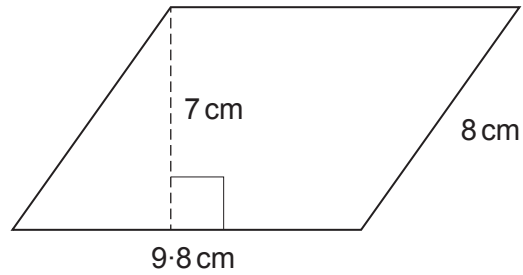


Diagram not drawn to scale

The length of the prism is 16 cm.
Find the volume of the prism.

[3]

.....

.....

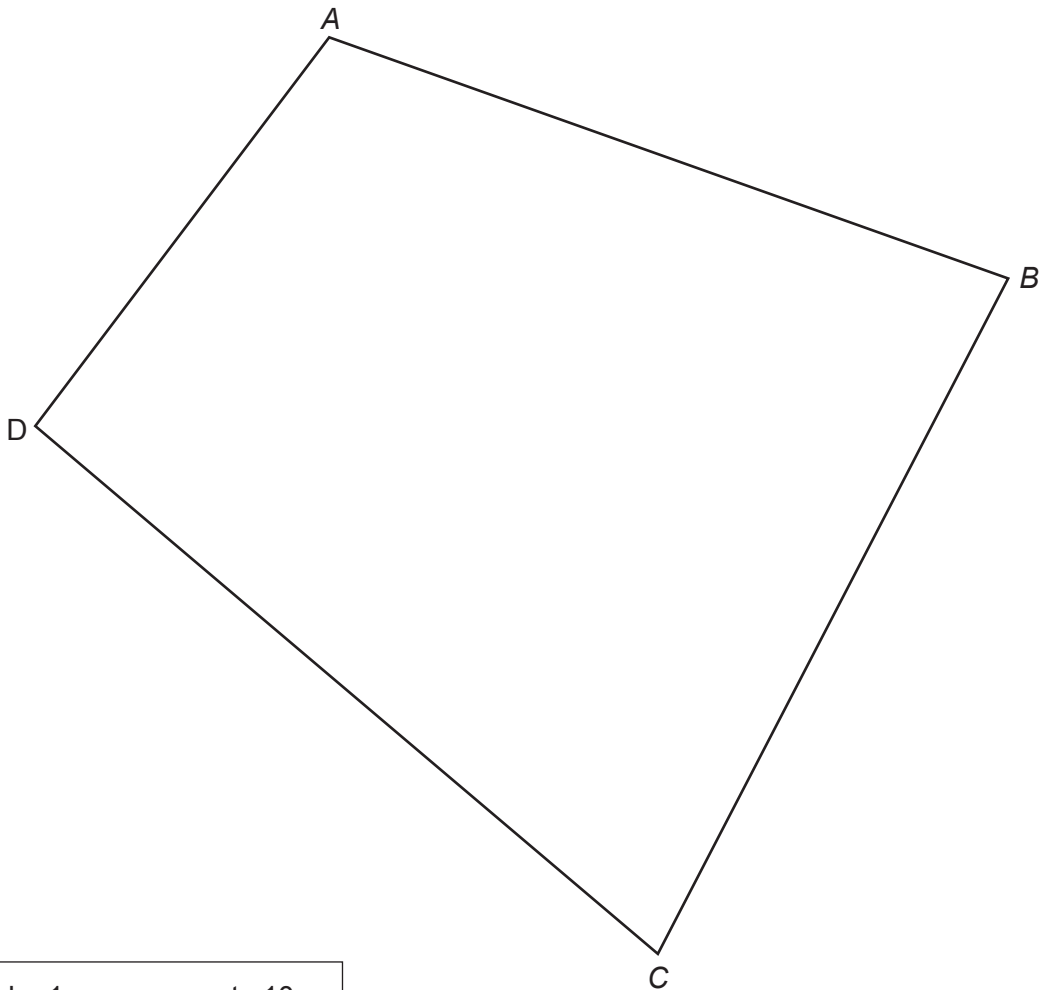
.....

.....

.....



7. The diagram shows a small park with gates at *A*, *B*, *C* and *D*.
The scale is 1 cm represents 10 m.



Scale: 1 cm represents 10 m

A new outdoor gym is to be built in the park.

This should be:

- at least 55 m from the gate at *A*
- nearer to the gate at *B* than the gate at *C*.

Use a ruler and a pair of compasses to show accurately on the diagram the region of the park where the outdoor gym can be built.

Indicate clearly the region that is your answer.

[4]



8.

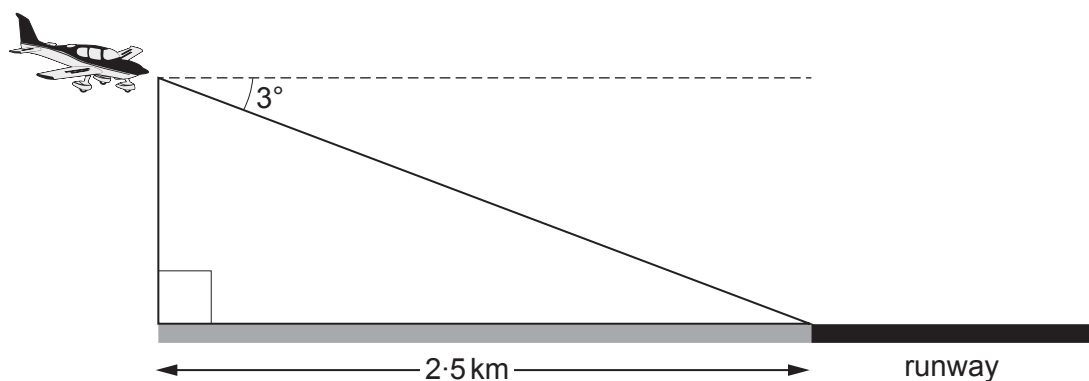


Diagram not drawn to scale

An aircraft is making its final approach ready to land.

The aircraft is:

- flying at 3° to the horizontal,
 - 2.5 km horizontally from the start of the runway,
- as shown on the diagram above.

Calculate the vertical height of the aircraft above the horizontal ground.

You must show all your working.

[4]

.....

.....

.....

.....

.....

.....

.....

.....

.....

.....

.....

.....

.....

.....

.....

.....

.....

.....

.....

.....

.....

.....

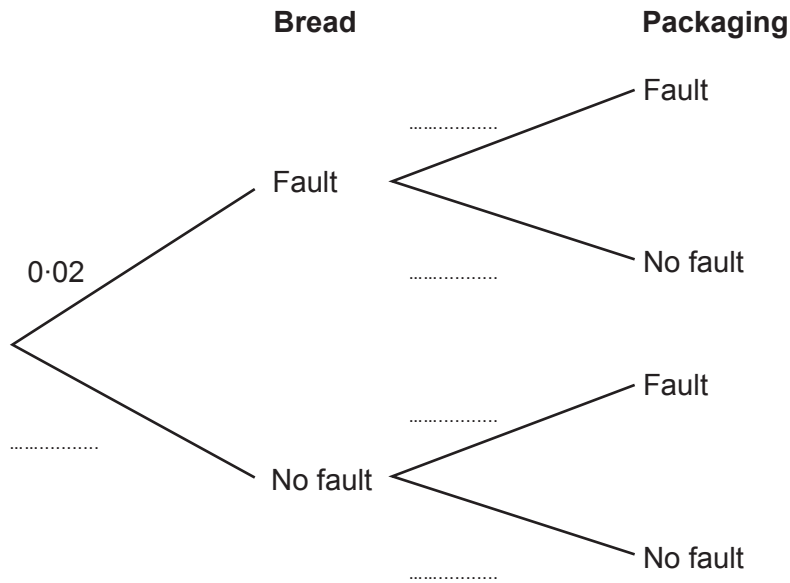


9. A factory makes loaves of bread which are wrapped in packaging.

Independently, for any loaf wrapped in packaging, chosen at random:

- The probability that there is a fault with the bread is 0.02.
- The probability that there is a fault with the packaging is 0.01.

(a) Complete the tree diagram to show this information. [2]



(b) A loaf wrapped in packaging is chosen at random.

(i) Calculate the probability that neither the bread nor the packaging has a fault. [2]

.....

.....

.....

.....

(ii) Calculate the probability that either the bread or the packaging has a fault but they do not both have a fault. [3]

.....

.....

.....

.....



13.



Enya's house is put up for sale at the start of April.
 It does not sell, so at the start of May, the sale price of the house is reduced by 20%.
 At the start of June, the sale price is reduced by 15% of the price at the start of May.

(a) Enya says,

"My house has been reduced in price by a total of 35%."

Explain why Enya is incorrect.

[1]

.....

.....

.....

(b) The house is then sold for £306 000.

What was the original sale price of the house at the beginning of April?

[4]

.....

.....

.....

.....

.....

.....



14. The area of country *A* is $1\,078\,000\text{ km}^2$, correct to 4 significant figures.
The area of country *B* is $249\,300\text{ km}^2$, correct to 4 significant figures.
The two countries merge to form country *C*.

(a) Calculate the upper bound of the area of country *C*. [2]

.....

.....

.....

.....

(b) The population density of a country is the number of people per km^2 .
Country *C* has a population of $82\,000\,000$, correct to the nearest million.

Calculate the least possible value of the population density for country *C*.
You must show all your working. [3]

.....

.....

.....

.....

.....

.....

.....

.....

.....

.....



15. (a) Solve $x^2 - 36 \leq 0$.

[3]

.....

.....

.....

.....

(b) On the axes below, sketch the part of the graph $y = x^2 - 36$ that represents the solution to the inequality $x^2 - 36 \leq 0$.
Mark any intercepts with the x -axis on your sketch.

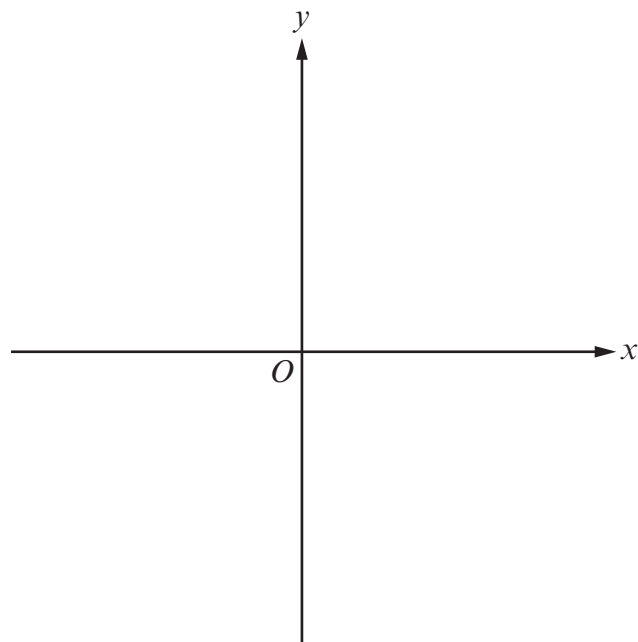
[2]

.....

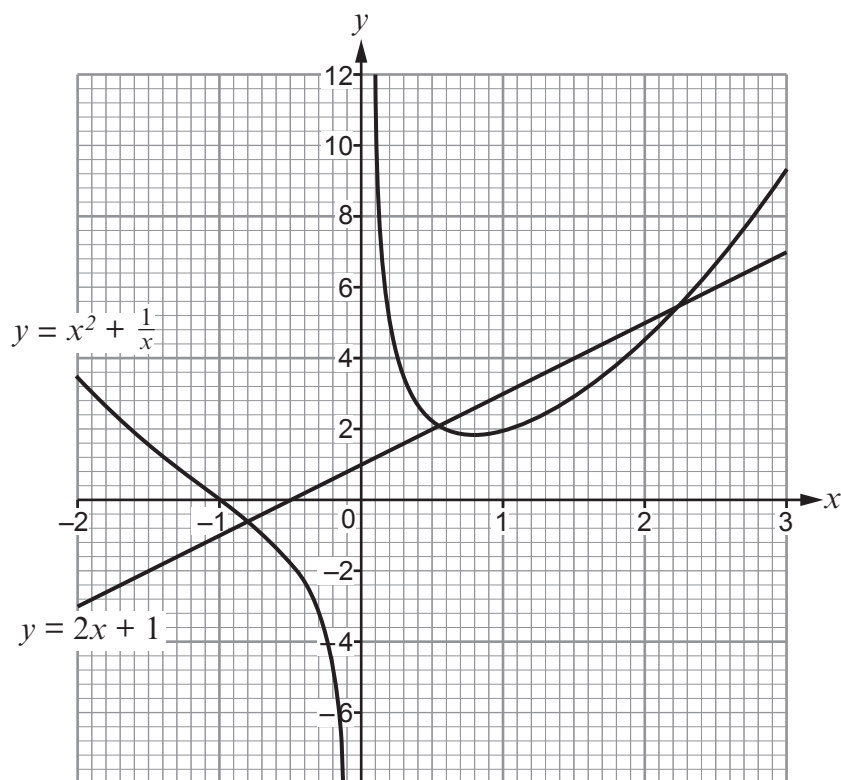
.....

.....

.....



17. The diagram shows the graphs of $y = x^2 + \frac{1}{x}$ and $y = 2x + 1$ for values of x between -2 and 3 .



- (a) Show that where the line and curve intersect, x satisfies the equation $x^3 - 2x^2 - x + 1 = 0$. [3]

.....

.....

.....

.....

.....

.....

- (b) Write down the solutions to the equation $x^3 - 2x^2 - x + 1 = 0$.
Give your answers correct to 1 decimal place. [2]

.....

.....



19. (a)

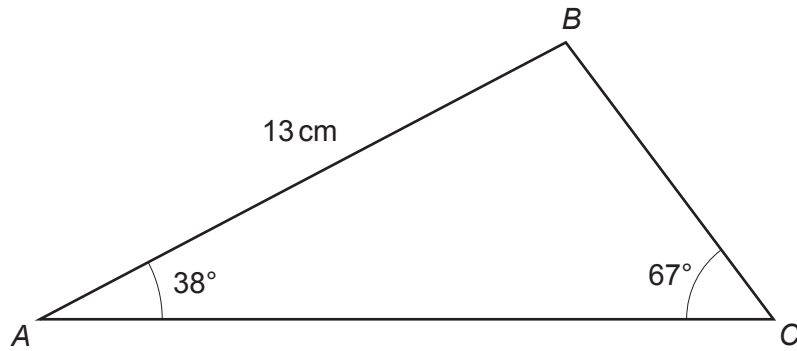


Diagram not drawn to scale

Calculate the length of BC .

[3]

.....

.....

.....

.....

.....

.....



(b)

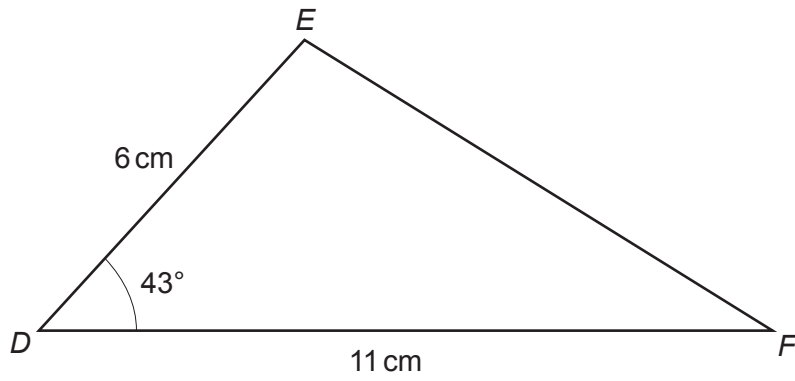


Diagram not drawn to scale

Calculate the length of EF .

[3]

.....

.....

.....

.....

.....

.....



20. Sian has seven numbered cards as shown below.



She shuffles them and turns them face down.
She then turns them over to make a 7-digit number.

(a) How many different 7-digit numbers can Sian make? [2]

.....

.....

.....

.....

.....

.....

(b) How many of these 7-digit numbers are multiples of 5? [2]

.....

.....

.....

.....

.....

.....

(c) What proportion of these 7-digit numbers are **not** multiples of 5? [1]

.....

.....

.....



