



Please write clearly in block capitals.

Centre number

--	--	--	--	--

Candidate number

--	--	--	--

Surname

---

Forename(s)

---

Candidate signature

---

I declare this is my own work.

# GCSE GEOGRAPHY

## Paper 3 Geographical Applications

Friday 16 June 2023

Afternoon

Time allowed: 1 hour 15 minutes

### Materials

For this paper you must have:

- the Pre-release resources booklet (enclosed)
- a pencil
- a rubber
- a ruler.

You may use a calculator.

### Instructions

- Use black ink or black ball-point pen.
- Fill in the boxes at the top of this page.
- Answer **all** questions.
- You must answer the questions in the spaces provided. Do not write outside the box around each page or on blank pages.
- If you need additional extra space for your answer(s), use the lined pages at the end of this book. Write the question number against your answer(s).
- Do all rough work in this book. Cross through any work you do not want to be marked.

### Information

- The marks for questions are shown in brackets.
- The total number of marks available for this paper is 76.
- HIC is a higher income country.
- LIC is a lower income country.
- NEE is a newly emerging economy.
- Spelling, punctuation, grammar and specialist terminology will be assessed in Questions **03** and **05.4**.

For Examiner's Use	
Question	Mark
1	
2	
3	
4	
5	
<b>TOTAL</b>	



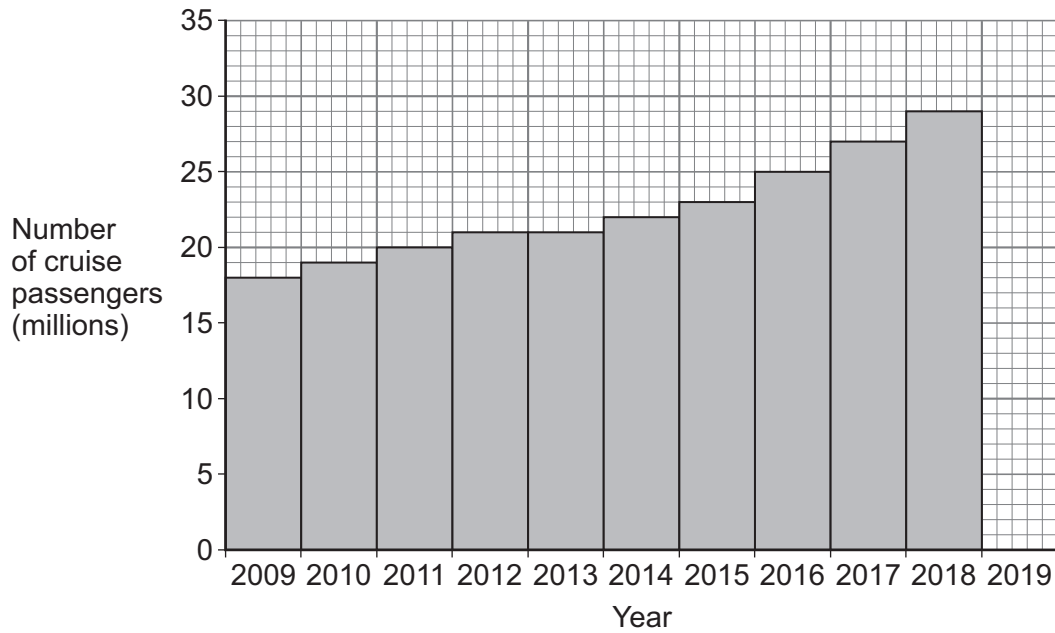
J U N 2 3 8 0 3 5 3 0 1

G/KL/Jun23/E6

**8035/3**

**Section A Issue evaluation**Answer **all** questions in this section.Study **Figure 1** in the resources booklet, 'Tourism and development'.**0 1 . 1** In 2018, which world region had the largest number of international tourist arrivals?**[1 mark]**

\_\_\_\_\_

**0 1 . 2** Complete the graph below using the following data.**Number of cruise passengers in 2019****30 million****[1 mark]**

**0 1 . 3** Complete the following table by calculating the total spending (\$) for an average cruise ship visit.

**[1 mark]**

**Average spend per cruise ship visit (\$)**

Passengers	415 320
Crew	112 057
Cruise company	148 618
<b>Total spending</b>	

**Question 1 continues on the next page**

**Turn over ►**



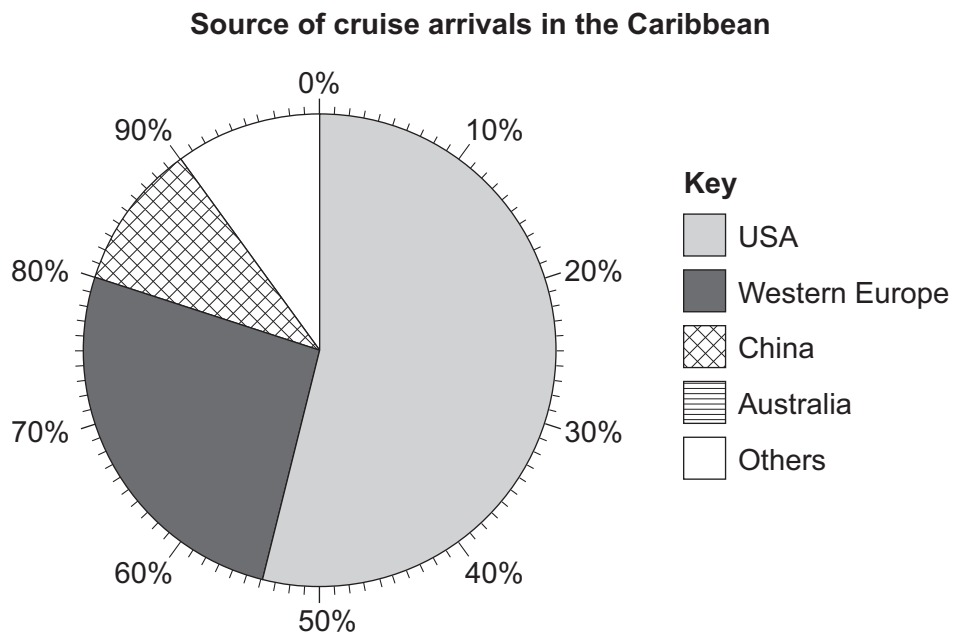


Study **Figure 2** in the resources booklet, 'A new cruise ship terminal and port for the Cayman Islands'.

**0 2 . 1** Complete the pie chart below using the following data.

<b>Australia</b>	<b>6%</b>
<b>Others</b>	<b>4%</b>

[1 mark]



**0 2 . 2** Suggest **one** reason why so many visitors to the Cayman Islands come from the USA.

[1 mark]

---



---

**Question 2 continues on the next page**

**Turn over ►**



**0 2 . 3** 'The cruise industry is an example of a global industry.'

Do you agree? Yes  No

Tick (✓) the box to show your choice.

Outline **one** reason for your choice.

**[2 marks]**

---

---

---

---

**0 2 . 4** Explain how physical and cultural factors are important in attracting visitors to the Cayman Islands.

**[4 marks]**

---

---

---

---

---

---

---

---

Extra space \_\_\_\_\_

---

---

---

---












For the multiple-choice questions, shade the circle next to the correct answer.

CORRECT METHOD 

WRONG METHODS    

If you want to change your answer you must cross out your original answer as shown. 

If you wish to return to an answer previously crossed out, ring the answer you now wish to select as shown. 

**Section B Fieldwork**

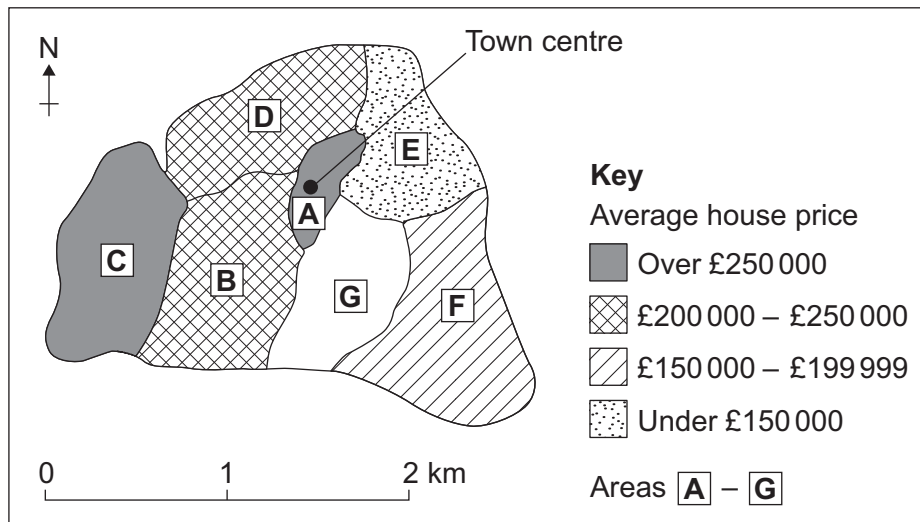
Answer **all** questions in this section.

A student wanted to investigate the pattern of house prices in their local town.

To complete the enquiry, the student collected information from estate agents about the price of three-bedroom houses in seven different areas (A–G).

Study **Figure 4**, a map showing the results of the house price survey.

**Figure 4**



**0 4 . 1** Complete **Figure 4** using the following data.

<b>Average house price in area G</b>
<b>£148 200</b>

**[1 mark]**



**0 4 . 2** Suggest what the map shows about the pattern of house prices in the town.

**[2 marks]**

---

---

---

---

**0 4 . 3** Suggest **two** ways that the house price survey could be adapted to make it more useful.

**[2 marks]**

1 \_\_\_\_\_

---

2 \_\_\_\_\_

---

**Question 4 continues on the next page**

**Turn over ►**

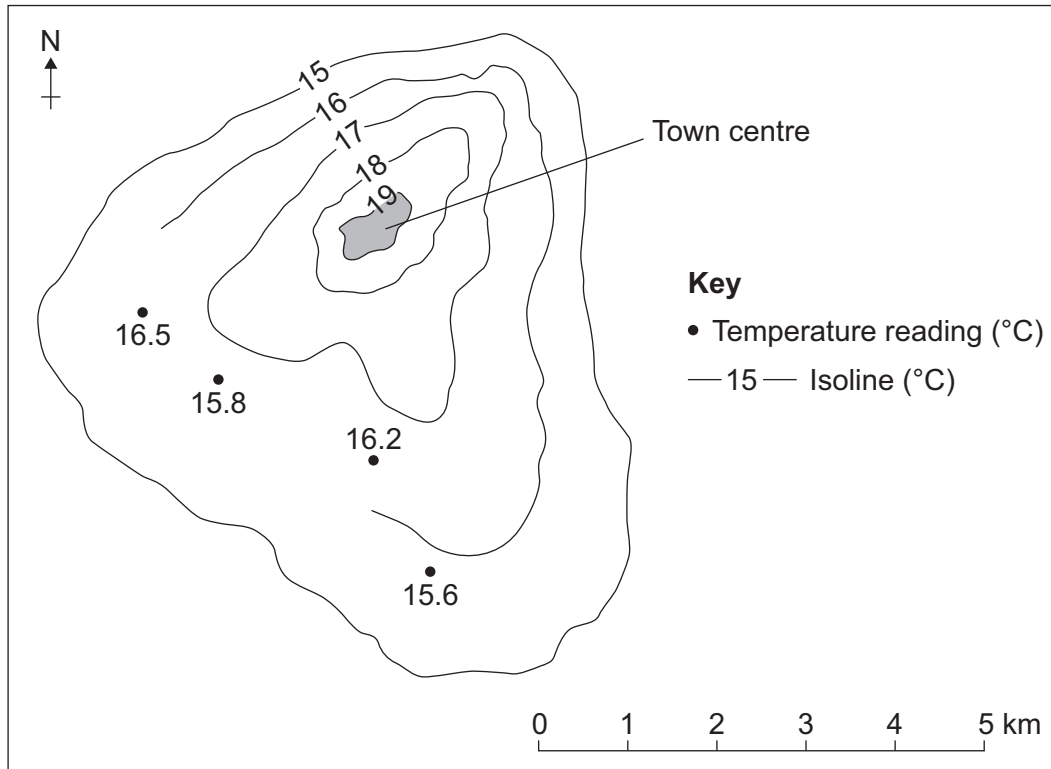


A group of students wanted to investigate variations in temperature in their local area.

To do this, each student measured the temperature in a different place at the same time on one day in the month of June.

Study **Figure 5**, an isoline map showing the results of the temperature survey.

**Figure 5**



**0 4 . 4** Complete the isoline map for 16 °C on **Figure 5**.

**[1 mark]**

**0 4 . 5** Describe the pattern shown by the isoline map (**Figure 5**).

**[2 marks]**

---



---



---



---



**0 4 . 6** Which of the following would be an appropriate alternative way of presenting the data shown on **Figure 5**?

Shade **one** circle only.

**[1 mark]**

- A** Desire line map
- B** Dot map
- C** Flow line map
- D** Proportional symbol map

**Question 4 continues on the next page**

**Turn over ►**

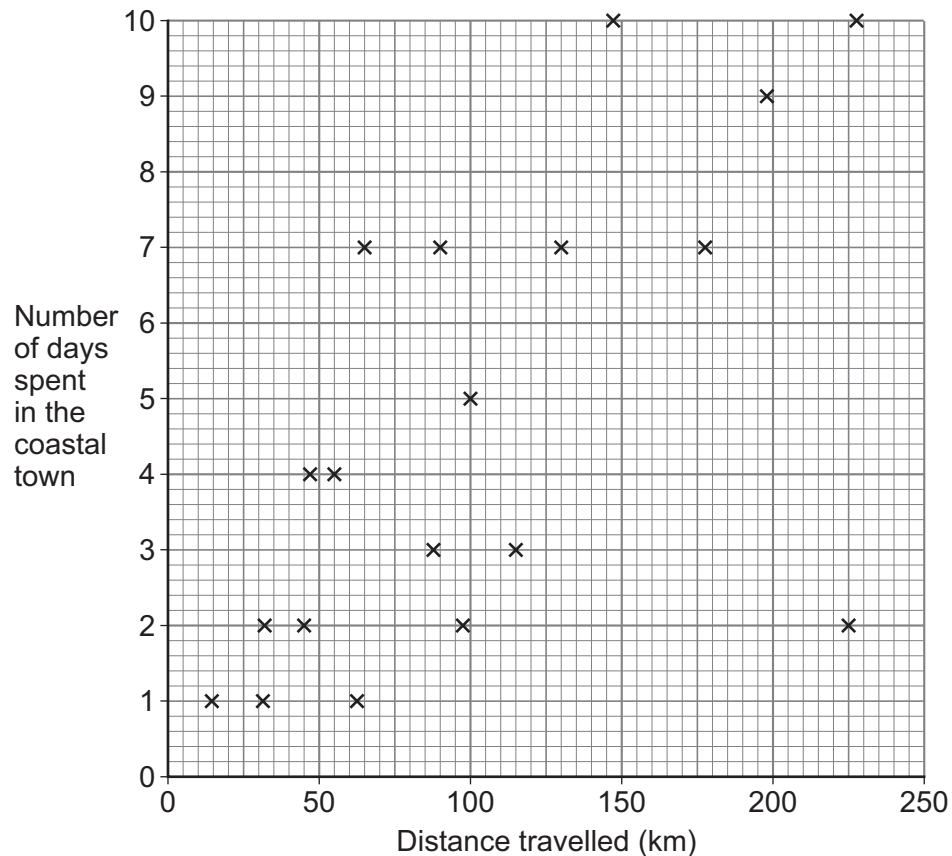


A student wanted to investigate tourism in their local coastal town by testing the hypothesis that, 'The further visitors travelled the longer they stayed.'

For one part of the enquiry, the student asked twenty visitors how far they had travelled and how long they were staying in the town.

Study **Figure 6**, a scattergraph showing the results from this part of the enquiry.

**Figure 6**



**0 4 . 7** Complete **Figure 6** by adding the following data.

<b>Distance travelled</b>	<b>180 km</b>
<b>Number of days spent in the coastal town</b>	<b>5 days</b>

**[1 mark]**



0 4 . 8

To what extent does the data shown in **Figure 6** prove the original hypothesis, 'The further visitors travelled the longer they stayed'?

[4 marks]

---

---

---

---

---

---

---

---

---

---

Extra space \_\_\_\_\_

---

---

---

0 4 . 9

The student decided to write a questionnaire in order to collect additional information about visitors to the coastal town.

Suggest and justify **one** question that the student might use in their questionnaire.

[2 marks]

Question \_\_\_\_\_

---

Justification \_\_\_\_\_

---

---

---

---

---

16

Turn over for the next question

Turn over ►



**There are no questions printed on this page**

*Do not write  
outside the  
box*

**DO NOT WRITE ON THIS PAGE  
ANSWER IN THE SPACES PROVIDED**





Write the title of your **human** geography fieldwork enquiry.

**Title of human fieldwork enquiry** \_\_\_\_\_

\_\_\_\_\_

**0 5 . 1**

Suggest **one** reason why the chosen location was suitable for data collection in your **human** geography enquiry.

**[2 marks]**

\_\_\_\_\_

\_\_\_\_\_

\_\_\_\_\_

\_\_\_\_\_

**Question 5 continues on the next page**

**Turn over ►**



Write the title of your **physical** geography fieldwork enquiry.

**Title of physical fieldwork enquiry** \_\_\_\_\_

\_\_\_\_\_

**0 5 . 2**

Justify **one** primary data collection method used in your **physical** geography enquiry. **[3 marks]**

\_\_\_\_\_

\_\_\_\_\_

\_\_\_\_\_

\_\_\_\_\_

\_\_\_\_\_

\_\_\_\_\_

**0 5 . 3**

Assess the effectiveness of your data presentation technique(s) in your **physical** geography enquiry. **[6 marks]**

\_\_\_\_\_

\_\_\_\_\_

\_\_\_\_\_

\_\_\_\_\_

\_\_\_\_\_

\_\_\_\_\_

\_\_\_\_\_

\_\_\_\_\_

\_\_\_\_\_

\_\_\_\_\_

\_\_\_\_\_

\_\_\_\_\_

\_\_\_\_\_

\_\_\_\_\_

\_\_\_\_\_



*Do not write  
outside the  
box*

Extra space \_\_\_\_\_

\_\_\_\_\_

\_\_\_\_\_

\_\_\_\_\_

\_\_\_\_\_

\_\_\_\_\_

**Question 5 continues on the next page**

**Turn over ►**



0 5 . 4

For **one** of your fieldwork enquiries, to what extent did the data collected help you to obtain accurate results and reach a valid conclusion(s)?

**[9 marks]**  
**[+3 SPaG marks]**

Title of fieldwork enquiry \_\_\_\_\_

\_\_\_\_\_

\_\_\_\_\_

\_\_\_\_\_

\_\_\_\_\_

\_\_\_\_\_

\_\_\_\_\_

\_\_\_\_\_

\_\_\_\_\_

\_\_\_\_\_

\_\_\_\_\_

\_\_\_\_\_

\_\_\_\_\_

\_\_\_\_\_

\_\_\_\_\_

\_\_\_\_\_

\_\_\_\_\_

\_\_\_\_\_

\_\_\_\_\_

\_\_\_\_\_

Extra space \_\_\_\_\_

\_\_\_\_\_

\_\_\_\_\_





**There are no questions printed on this page**

*Do not write  
outside the  
box*

**DO NOT WRITE ON THIS PAGE  
ANSWER IN THE SPACES PROVIDED**





