

Sine Rule

Please write clearly in block capitals

Forename:

Surname:

Materials

For this paper you must have:

- mathematical instruments



You **can** use a calculator.

Instructions

- Use black ink or black ball-point pen. Draw diagrams in pencil.
- Fill in the boxes at the top of this page.
- Answer all questions.
- You must answer the questions in the spaces provided. Do not write outside the box around each page or on blank pages.
- Do all rough work in this book. Cross through any work you do not want to be marked.

Information

- The marks for questions are shown in brackets.
- You may ask for graph paper, tracing paper and more answer paper. These must be tagged securely to this answer book.

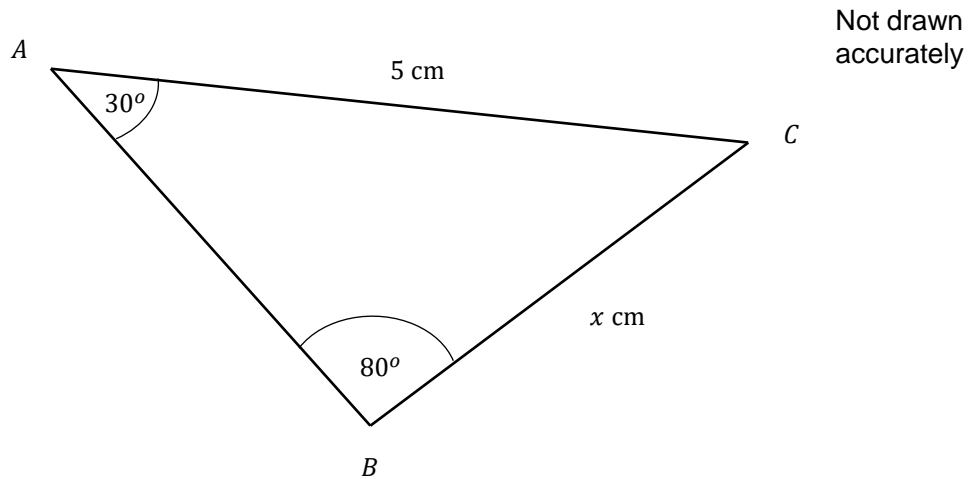
Advice

- In all calculations, show clearly how you work out your answer.

1 Consider the following triangle

$$\angle BAC = 30^\circ$$

$$\angle ABC = 80^\circ$$



Find the length of x

Give your answer to 2 decimal places.

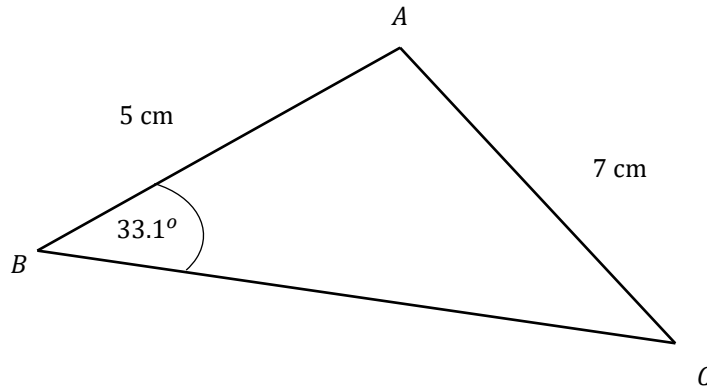
[4 marks]

Answer _____ cm

Turn over for next question

2 Consider the following triangle

$$\angle ABC = 33.1^\circ$$



Not drawn accurately

Calculate the angle BCA

Leave your answer to 2 decimal places.

[4 marks]

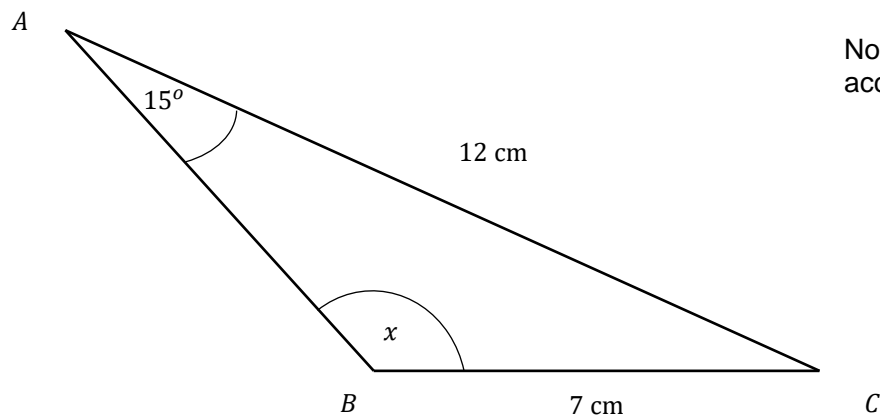
Answer _____

Turn over for next question

3 The diagram below shows a triangle

$$\angle BAC = 15^\circ$$

x is an obtuse angle.



Work out the size of the angle x

Give your answer to 3 significant figures.

[4 marks]

Answer _____

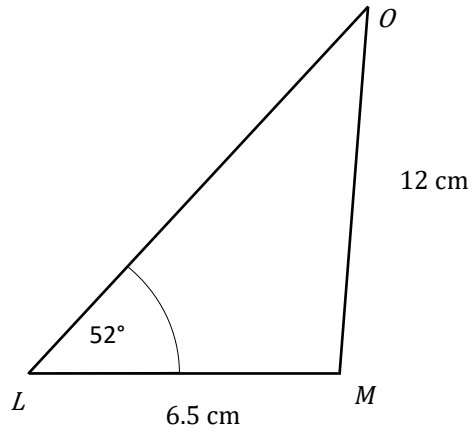
Turn over for next question

4 The diagram below shows a triangle.

$$MO = 12 \text{ cm}$$

$$LM = 6.5 \text{ cm}$$

$$\angle OLM = 52^\circ$$



Not drawn
accurately

4(a) Find the angle $\angle MOL$

Give your answer to 1 decimal place.

[3 marks]

Answer _____ °

- 4(b)** Find the length LO using the sine rule.
Give your answer to 1 decimal place.

[4 marks]

Answer _____ cm



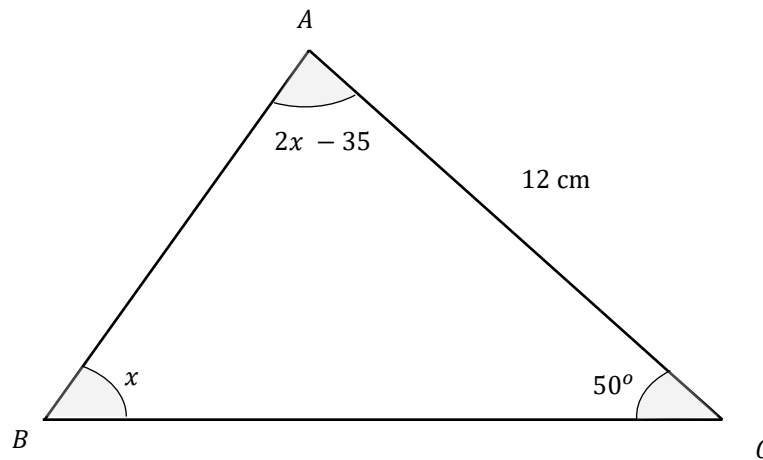
GCSE Maths Revision Guide

- ✓ GCSE Maths Course 9-1 Revision Guide
- ✓ Exam Questions Included
- ✓ All exam boards - AQA, OCR, Edexcel, WJEC
- ✓ Suitable for higher and foundation tiers

Get it at mme.la/guide or scan the barcode

Turn over ►

- 5 The diagram below shows a triangle with angles x , 50° and $2x - 35$



Not drawn accurately

- 5(a) Work out the value of x .

[1 mark]

Answer _____

- 5(b) Calculate the length BC .

[4 marks]

Answer _____

Turn over for next question

Turn over ►

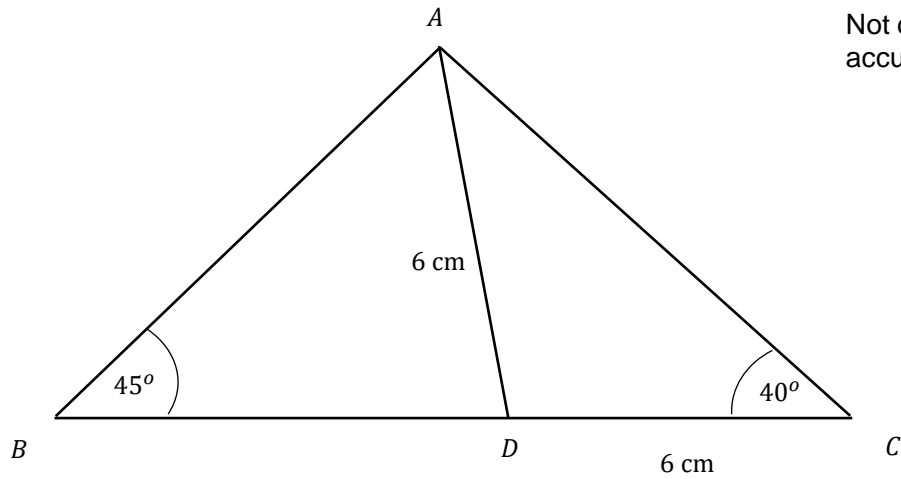
6

In the diagram,

$$AD = CD = 6 \text{ cm}$$

$$\angle ACD = 40^\circ$$

$$\angle ABD = 45^\circ$$



6(a)

Calculate the length AC

[3 marks]

Answer _____

Turn over for next question

6(b) Calculate the length BD .

[4 marks]

Answer _____



GCSE Maths Revision Cards

- ✓ All major GCSE maths topics covered
- ✓ Higher and foundation
- ✓ All exam boards - AQA, OCR, Edexcel, WJEC

Get them at mme.la/cards or scan the barcode



END